



COMING UP

FOOT-e TIMES SA

out FRIDAY MORNING

**WHAT WE LEARNT FROM LAST SUNDAY
MAGAREY MEDAL WRAP
FULL SEMI FINAL PREVIEW
ALL THE SANFL STATS
ONE PERCENTERS**



Brad Fisher celebrates the sealer, Images Peter Argent 0411 178 444


FOOT-e TIMES SA

Comprehensive Coverage of South Australian Football

Magarey Medal Edition : Tues 18th September

OUR PANEL'S PICK

CHRIS SCHMIDT TO WIN FIRST MAGAREY



Chris Schmidt
Images—Peter Argent
0411 178 444



FOOT-e TIMES SA

WELCOME



FOOT-e TIMES SA OBJECTIVES

Important issues in South Australian Football will be covered in detail.

There will be a diversity of opinions with every club perspective covered.

Reader contributions will be encouraged

We will have the most comprehensive SANFL Game Previews

We will be a one stop shop for SANFL statistics and media coverage

There will be solid coverage of football beyond just the local SANFL competition

We will ensure there is regular recognition of our state's football history & heritage.

THE FOOT-e TIMES SA TEAM

Phil Herden
Editor

Peter Argent
Photographer, Country, Suburban & Port Reporter

Phil Aspinall
Central, Norwood & North Club Reporter

Don Cooper
South, Eagles & Sturt Club Reporter

John Nankivell
Glenelg & West Club Reporter

Kyle Smith
SANFL Stats Extra

CONTACT US

E-mail: footetimes@gmail.com

DISTRIBUTION SITES

safooty.net
talkingfootysa.com

FOOT-e TIMES SA is available through the 2012 SANFL Season By Subscription

MAGAREY MEDAL ISSUE

Tues September 18th 2012

CONTENTS

3) Welcome

4) Previous Winners

5) Magarey Medal History

6) Previous Winners

8) Suspended

9) Our Favourites

24) Club By Club

33) Week By Week

57) Favourite Memories

28) Coming Up

PLEASE NOTE

FOOT-e TIMES SA is NOT an official publication of the SANFL or its clubs and any opinions carried within this publication should not be taken as those of the SANFL or its clubs.

All images courtesy of Peter Argent & available for sale.



Peter LW Argent
Freelance Photojournalist
Managing Editor - Barracker Publications

pla.wordsmith@bigpond.com

0411 178444

(08) 82978448

Sports, travel & wine writer - award winning photographer
graphic design - book design & publishing - author

A SPECIAL ISSUE FOR A SPECIAL NIGHT

Welcome to our special Magarey Medal issue of FOOT-e TIMES SA.

This publication exists to provide loyal SANFL supporters with comprehensive coverage of their competition.

In this issue we take previewing Australia's oldest individual football award, the Magarey Medal, to a new level.

Using the extensive knowledge of our passionate FOOT-e TIMES SA reporting team we have come up with a massive issue.

There is a Top 10 ranking with predictions and game by game stats for all the contenders.

Then we look at each club and predict who will finish top of each teams' leader board.

Finally to help you follow the count we go round by round, game by game and list the players most likely to receive votes.

For our regular readers our Wednesday Morning features such as "What We Learnt" will be included in Friday's issue

Justin Hardy already knows he is picking up the Ken Farmer Medal tonight as the leagues leading goal kicker.

If you are new to FOOT-e TIMES SA and you would like to receive our final six issues of the season then please email your details to footetimes@gmail.com

Otherwise don't forget to follow the count by logging into www.sanfl.com.au at 9pm for the live web stream.

Enjoy.

Phil Herden
FOOT-e TIMES SA



SAFOOTY

**SOUTH AUSTRALIAN FOOTBALL'S
HOME GROUND. GET ON BOARD.**



MAGAREY MEDAL HISTORY



"FOR THE FAIREST & MOST BRILLIANT"

In 1897, the South Australian Football Association was still finding its feet.

The previous decade had been tumultuous for this fledgling sport, with the league reduce to four teams in 1894 (Port, South, Norwood & North) before Port Natives (soon to be West Torrens) joined in 1895.

West Adelaide made it a six team league in 1897 when also behinds were added as part of the total score and William Ashley Magarey was appointed the Associations first Chairman.

Australian Rules Football was a rough game in the nineteenth century and umpires often has issues controlling the contests.

Magarey, a lawyer by trade, decided to clean it up by awarding an association medal to the "fairest and most brilliant player" as judged by the field umpires.

The first medal was awarded in 1898, collected by Norwood's Alby Green.

However, technically, at the time, Green did not win the first "Magarey" Medal as the name was only formalised by the re-named South Australian National Football League in the year of Magarey's death in 1929.

The concept eventually grew interstate with the Sandover Medal commencing in Western Australia in 1921 and the Charles Brownlow Medal in the Victorian Football League in 1924 some 26 seasons later.

So 114 years after its inception the Magarey Medal still stands as the oldest individual award in Australian Football.

It has been awarded every season since 1898 with a couple of exceptions. There was no award in 1900, nor 1904 and when the competition was cancelled or restricted during the two World Wars.

Coverage of the medal has grown from a small league meeting, to a major radio then television event. Tonight it will be live web streamed.

Pre-count red carpet fashions are now a big part of the night but amazingly player partners were only invited to attend in 1991.

Initially there was only one winner of the Medal and if there was a tie, a countback system was used which saw the player with the most best of ground votes emerge victorious.

However in the 1998 this ruling was reversed and not only were ties allowed, but 10 retrospective medals were awarded to players who has previously lost on the countbacks.

There have been many multiple winners, with Russell Ebert leading the way with four medals whilst Dan Moriarty won three in a row from 1919-21.

Both of those records would be equaled if the Roosters' James Allan was successful tonight.



PREVIOUS MEDAL WINNERS

FOLLOW TONIGHT'S MAGAREY MEDAL COUNT

LIVE VIA WEB STREAM

STARTS 9PM (SA TIME)

www.sanfl.com.au

1898	A. Green (Nw)	1940	P.M. Brock (Gl)	1987	A.N. Jarman (NA)
1899	S.A. Malin (PA)	1941	M.M.W Boyall (Gl)	1988	G.L. Whittlesea (St)
1900	No award	1942-1944	No Award	1989	G.A. McAdam (CD)
1901	P.T. Sandland (NA)	1945	R.B. Quinn (PA)	1990	S.L. Hodges (PA)
1902	T.D. MacKenzie (WT)	1946	R.W. Hank (WT)	1991	M.B. Naley (SA)
1903	H.S. Waye (St)	1947	R.W. Hank (WT)	1992	N.C. Buckley (PA)
1904	No award	1948	H.R. Phillips (NA)	1993	B.P. Phillips (NA)
1905	T.D. MacKenzie (NA)	1949	A.J. Crabb (Gl)	1994	G. McIntosh (Nw)
1906	T.D. MacKenzie (NA)		H.R. Phillips (NA)	1995	G.M. Kilpatrick (WA)
1907	J Mack (PA)	1950	I.L. McKay (NA)		G. McIntosh (Nw)
1908	J.M. Tierney (WA)	1951	J.E. Marriott (Nw)	1996	J.A. Francou (NA)
1909	H.R Head (WA)	1952	L.C. Fitzgerald (St)	1997	B.J. Atkinson (St)
1910	S. Hosking (PA)	1953	J.G. Deane (SA)		A.N. Jarman (Nw)
1911	H.V. Cumberland (St)	1954	L.C. Fitzgerald (St)	1998	A.D. Osborn (SA)
1912	D. Low (WT)	1955	L.H. Head (WT)	1999	D.T. Squire (St)
1913	T.J. Leary (NA)	1956	D.E. Boyd (PA)	2000	D.T. Squire (St)
1914	W.J. Ashley (PA)	1957	R.M. Benton (WA)	2001	R.P. O'Connor (PA)
1915	F.M. Barry (SA)		J.G. Deane (SA)		A.J. Brown (PA)
	C.J. Perry (Nw)	1958	L.H. Head (WT)	2002	J.C Sheedy (St)
	S Hosking (PA)	1959	L.C. Fitzgerald (St)		T.M. Weatherald (St)
1916-1918	No Award	1960	B. Barbary (NA)	2003	B.A Ebert (PA)
1919	D Moriarty (SA)	1961	J.A. Halbert (St)	2004	P.S. Thomas (CD)
1920	V Richardson (St)	1962	K.J. Eustice (WA)	2005	J.L. Clayton (PA)
	D Moriarty (SA)	1963	L.H. Head (WT)	2006	B.W. Backwell (Gl)
1921	J Karney (WT)	1964	G.P. Motley (PA)	2007	J. Allan (NA)
	C.E.G. Adams (PA)	1965	G.C. Window (CD)	2008	L Crane (St)
	W Scott (Nw)	1966	R.G. Kneebone (Nw)	2009	J Ezard (WA)
	D Moriarty (SA)	1967	T.D. Obst (PA)		R Archard (NA)
1922	R.G.L. Barnes (WA)		D Lindner (NA)	2010	J Allan (NA)
1923	H.A. Riley (St)	1968	B.C. Robran (NA)	2011	J Allan (NA)
1924	W Scott (Nw)	1969	D.K. Phillis (Gl)		
1925	A.G. Lill (Nw)	1970	B.C. Robran (NA)		
	P.A. Brampton (PA)	1971	R.F. Ebert (PA)		
1926	H.B. McGregor (WA)	1972	M.J. Blight (Wd)		
1927	H.B. McGregor (WA)	1973	B.C. Robran (NA)		
1928	H.H. Handby (Gl)	1974	R.F. Ebert (PA)		
1929	R Snell (WA)	1975	P.B. Woite (PA)		
1930	W Scott (Nw)	1976	R.F. Ebert (PA)		
1931	J.E.G. Sexton (WA)	1977	T.F. Grimwood (WA)		
1932	S.M. Pontifex (WT)	1978	K.H. Hodgeman (Gl)		
1933	W.K. Dunn (St)	1979	A.J. Duckworth (CD)		
1934	G.B. Johnston (Gl)	1980	R.F. Ebert (PA)		
1935	J Cockburn (SA)	1981	M.C. Aish (Nw)		
1936	W.B. McCallum (Nw)	1982	A.B. McGuinness (Gl)		
1937	H.J. Hawke (NA)	1983	A.J. Antrobus (NA)		
1938	R.B. Quinn (PA)	1984	J.P. Platten (CD)		
1939	J.H. Pash (NA)	1985	G.C. Fielke (WA)		
	R.J. McArthur (WA)	1986	G.W. Anderson (PA)		





SUSPENDED PLAYERS

OUT OF THE RUNNING

These players cannot win the Magarey Medal tonight.

They are ineligible for the Magarey Medal due to being found guilty of a reportable offence in the minor round.

NB Being found guilty and receiving a reprimand still makes you ineligible.

South Adelaide was the only club not to have an ineligible player whilst the Eagles have the most with 8, followed by North with 6.

CENTRAL

James Boyd
Jason Sutherland
James Gowans
Ryan Williams

EAGLES

Justin Cicoella
Adam Grocke
Chris Kane
Chris Knights
Craig Parry
Angus Rowntree
Byron Sumner



Byron Sumner and Ben Kane
Images Peter Argent 0411 178 444

GLENELG

Ty Allen
Lachy Button

NORTH

Clint Alleway
Brett Backwell
James Bennett
Michael Clinch
Lewis Johnston
Kristin Thompson

NORWOOD

Luke Jericho
Michael Newton
Matt Suckling

PORT

Jeremy Claytom
James Meiklejohn
Jarrod Young

SOUTH

None

STURT

Ben Kane
Adam Thomson

WEST

Scott Bricknell
Joel Tippett



OUR FAVOURITES



#10 – Jarryd LYONS

ROUND BY ROUND

1	BYE	
2	WA	14p
3	NA	29p
4	Ea	23p
5	SA	25p
6	St	DNP
7	Nw	DNP
8	CD	DNP
9	PA	29p
10	NA	17p
11	Ea	DNP
12	Nw	DNP
13	CD	DNP
14	SA	DNP
15	BYE	
16	BYE	
17	WA	18p
18	CD	25p
19	NA	10p
20	PA	18p
21	St	32p
22	BYE	
23	Nw	26p
24	SA	20p

Won / Lost / NoVote

SANFL INDIVIDUAL STATS RANKINGS

Games Played	13
Glenelg Wins Played	5
Possessions	286 (=59th)
Possessions per game	22.0 (10th)
Kicks	167 (=59th)
Handballs	119 (=53rd)
Marks	35 (=171st)
Scoring	12goals 11behinds (=48th)

Jarryd Lyons only played 13 games for the Tigers in 2012 but he made them count as he is the unanimous FOOT-e TIMES favourite to lead the Tigers medal count.

He should receive three Best Of Ground Votes for his efforts in Round 3 v North, Rd 9 v Port and Rd 21 in Glenelg's last win of the season against Sturt

ON THE FRINGE

When the FOOT-e TIMES SA team provided their selections the following players received some votes but finished outside of the Top 10

Jeremy Clayton (Port)

Sam Gray (Port)

Luke Jarrad (Eagles)

Ben Kane (Sturt)

Mark McKenzie (Eagles)

Angus Rowntree (Eagles)

Leigh Ryswyk (North)

Jade Sheedy (Sturt)

Mat Suckling (Norwood)



OUR FAVOURITES

#9-JARYD CACHIA

ROUND BY ROUND

1	BYE	
2	CD	17p
3	Ea	26p
4	PA	13p
5	BYE	
6	NA	20p
7	GI	17p
8	WA	24p
9	St	18p
10	SA	22p
11	NA	30p
12	GI	20p
13	WA	23p
14	St	17p
15	CD	DNP
16	Ea	21p
17	BYE	
18	PA	22p
19	St	12p
20	SA	DNP
21	WA	DNP
22	Ea	21p
23	GI	19p
24	BYE	

Won / Lost / NoVote

SANFL INDIVIDUAL STATS RANKINGS

Games Played	17
Norwood Wins Played	16
Possessions	342 (33rd)
Possessions per game	20.1 (20th)
Kicks	165 (63rd)
Handballs	177 (7th)
Marks	63 (82nd)
Scoring	3 goals 2behinds (= 171st)

A newcomer to the SANFL in 2012, Jaryd Cachia slotted right into the Redlegs midfield with a 26 possession effort against the Eagles in just his second match.

Cachia played school football for St Kevins College in Melbourne and played junior football for the Northern Knights before being Rookie Listed by Carlton in 2010.

He played two seasons at the Northern Bullants but never played an AFL game for the Blues.

It will be interesting to see how the Redleg votes (18 wins) are divided up amongst the midfield foursome of Cachia, Nathan Batsanis, Dean Terlich and Mat Suckling.



Images Peter Argent 0411 178 444

OUR FAVOURITES



#8-NICK LIDDLE

ROUND BY ROUND

1	WA	27p
2	NA	22p
3	St	24p
4	CD	29p
5	GI	30p
6	PA	27p
7	Ea	30p
8	BYE	
9	WA	23p
10	Nw	29p
11	PA	22p
12	St	25p
13	BYE	
14	GI	10p
15	Ea	23p
16	BYE	
17	NA	19p
18	St	31p
19	BYE	
20	Nw	27p
21	CD	26p
22	WA	25p
23	NA	28p
24	GI	18p

Won / Lost / NoVote

SANFL INDIVIDUAL STATS RANKINGS

Games Played	20
South Wins Played	10
Possessions	495 (3rd)
Possessions per game	24.7 (5th)
Kicks	320 (3rd)
Handballs	175 (10th)
Marks	81 (=36th)
Scoring	11goals 5 behinds (=61st)

John Nankivell
(Predicts 3rd)

weight of possessions will again be well in contention.

The Panther's ball magnet has had another great year. Always wins plenty of the football and has had some standout performances in 2012.

Might struggle to poll a lot of best afield votes due to the fact the Panthers have not had their best season, but because of his sheer



Images Peter Argent 0411 178 444



OUR FAVOURITES

#7—NATHAN BATSANIS

ROUND BY ROUND

1	BYE	
2	CD	33p
3	Ea	25p
4	PA	24p
5	BYE	
6	NA	9p
7	GI	24p
8	WA	21p
9	St	26p
10	SA	11p
11	NA	23p
12	GI	30p
13	WA	25p
14	St	17p
15	CD	DNP
16	Ea	25p
17	BYE	
18	PA	17p
19	St	22p
20	SA	17p
21	WA	27p
22	Ea	5p (Inj)
23	GI	DNP
24	BYE	

Won / Lost / NoVote

SANFL INDIVIDUAL STATS RANKINGS

Games Played	18
Norwood Wins Played	16
Possessions	381 (17th)
Possessions per game	21.2 (15th)
Kicks	214 (29th)
Handballs	167 (12th)
Marks	53(=115th)
Scoring	11 goals 10 behinds (=55th)

John Nankivell
(Predictis—2nd)

Has been the best player in the best team in 2012.

A classy player who gets a lot of the ball, he has been a fixture in Norwood's best player list this season.

May see other team-mates take votes away from him as often happens in strong sides, and has also

missed games to injury.

Having said that, has surely polled a number of best on ground votes this year which will stand him in good stead.



Images Peter Argent 0411 178 444



OUR FAVOURITES

#6—JAMES BOYD*

ROUND BY ROUND

1	BYE	
2	Nw	30p
3	WA	14p
4	SA	30p
5	PA	22p
6	Ea	22p
7	BYE	
8	GI	36p
9	NA	28p
10	St	26p
11	WA	23p
12	PA	29p
13	GI	20p
14	Ea	25p
15	Nw	21p
16	St	26p
17	PA	26p
18	GI	20p
19	BYE	
20	WA	28p
21	SA	27p
22	St	20p
23	BYE	
24	NA	DNP

Won / Lost / NoVote

SANFL INDIVIDUAL STATS RANKINGS

Games Played	19
Central Wins Played	13
Possessions	473 (5th)
Possessions per game	24.9 (4th)
Kicks	323 (2nd)
Handballs	150 (23rd)
Marks	88(=27th)
Scoring	15 goals 9 behinds (= 37th)

Don Cooper
(Predicts 5th)

While the Bulldog's diminutive dynamo James Boyd may well finish high up on the leader board by the close of voting, the one indelible mark left by his final tally will be the asterix voiding his eligibility, a misde-meanour which cost him any chance of taking out the esteemed award — and costing him an appearance in the first week of the finals.

But take away that brain-fade and you have a player who has simply excited the competition with his electric pace and delivery of the Burley. Perhaps a clean sheet in 2013 will present another chance!



Images Peter Argent 0411 178 444



OUR FAVOURITES

#5 – JOEL CROSS

Phil Aspinall (Predicts 2nd)

Cross has had another fantastic season for the Panthers playing as a hard running midfielder.

He has continues to rack up the possessions and featured regularly amongst South Adelaide's best players.

Joel claimed his second *Advertiser Player of the Year* award and will no doubt feature high amongst the votes.

He will no doubt share votes with fellow Panther's on-baller Nick Liddle who himself had another great season.

South's disappointing season my cost Cross a few votes but in his second year of SANFL football, he should poll well and is a good chance.



Peter Argent (Predicts 4th)

Along with Nick Liddle, Cross is the key ingredient in the Panthers midfield and among the most consistent players in SANFL footy since he arrived a couple of seasons back.

My major concern is that Cross will pick up too many second and third preference votes in this year's count.

It is believed that Cross has been a little better than Liddle, this season, but the Panthers lack of victories may hurt his chances.

He could get first or second preference in at least five games.

John Nankivell (Predicts 5th)

After a great debut season in 2011 Cross picked up where he left off and continued to dominate in 2012.

Able to play in the midfield or as a small defender Cross's ability to control games has been impressive.

Like his more high profile teammate, Nick Liddle, Cross may not get a large amount of best on ground votes but will certainly poll highly.

Phil Herden (Predicts 6th)

All through the season three Panther players have dominated the possession stats, Cross, Nick Liddle, and Toby Stribling.

South lost a lot of games by a kick or less this season.

If the Panthers can translate into some Best Of Ground votes awarded to the losing side then Cross is a chance.

Otherwise Sirbling and Liddle will share too many of those limited winning game votes.

OUR FAVOURITES



ROUND BY ROUND

1	WA	17p
2	NA	22p
3	St	19p
4	CD	34p
5	GI	24p
6	PA	23p
7	Ea	17p
8	BYE	
9	WA	19p
10	Nw	24p
11	PA	28p
12	St	30p
13	BYE	
14	GI	19p
15	Ea	21p
16	BYE	
17	NA	18p
18	St	35p
19	BYE	
20	Nw	22p
21	CD	22p
22	WA	31p
23	NA	37p
24	GI	30p

Won / Lost / NoVote

SANFL INDIVIDUAL STATS RANKINGS

Games Played	20
South Win Played	7
Possessions	492 (4th)
Possessions per game	24.6 (6th)
Kicks	264 (6th)
Handballs	228 (2nd)
Marks	72 (55th)
Scoring	12 goals 7 behinds (=53rd)



Images Peter Argent 0411 178 444



OUR FAVOURITES



#4—BRAD SYMES

Peter Argent (Predicts 2nd)

The Crows listed ball magnet always produced when coming back to SANFL football.

In fact in 15 of the 16 minor round games for 2012, the Gawler Central lad was named in the Bulldogs best.

He had a number of 30 plus possession games and always uses the ball constructively.

Symes was equal runner up with 14 votes a couple of years back.

He could have as many as five Best On Ground, three vote hauls,

Phil Herden (Predicts 4th)

It will be interesting to see if Brad finished higher or lower than midfield partner James Boyd.

Symes averaged almost 29 possessions per game (Boyd 25) but only kicked 3 goals (Boyd 15).

He did miss four games, so he only participated in 10 Bulldog victories.

The other key difference is that if Symes leads to vote count at nights end he can take home the Medal.

A 30 possession effort against Sturt in Rd 23 may be key in getting some late votes.

Don Cooper (Predicts 4th)

Even amongst a champion tem, champion players stand out – and the 'Dogs' Brad Symes has certainly had a standout season!

The 27 year old has raised the bar in regards to his ranking among the best players in the SANFL throughout 2012.

Unfortunately he may well suffer from having too many votes taken by team mate, James Boyd for him to take out the number one ranking!

A key factor to consider is that Symes is as hard as any when it comes to winning contested possession, but has a seemingly cool, calm and collected demeanour on the field making him an umpire's delight!



ROUND BY ROUND

1	BYE
2	Nw 31p
3	WA 21p
4	SA 34p
5	PA DNP
6	Ea 24p
7	BYE
8	GI 38p
9	NA 30p
10	St 28p
11	WA 28p
12	PA 29p
13	GL DNP
14	Ea 27p
15	Nw 23p
16	St 35p
17	PA DNP
18	GI DNP
19	BYE
20	WA 24p
21	SA 26p
22	St 30p
23	BYE
24	NA 21p

Won / Lost / NoVote

SANFL INDIVIDUAL STATS RANKINGS

Games Played	16
Centrals Win Played	10
Possessions	455 (6th)
Possessions per game	28.4 (2nd)
Kicks	247 (13th)
Handballs	208 (3rd)
Marks	116 (4th)
Scoring	3 goals 5 behinds (= 162nd)



Images Peter Argent 0411 178 444



OUR FAVOURITES

#3—JAMES BENNETT*

Don Cooper (Predicts 2nd)

The only factor stopping the dynamic Roosters' mid-fielder from topping the vote count tonight is unfortunately the man he plays alongside of most weeks!

As Allan's deputy on the field, he is also destined to play second fiddle to his highly decorated skipper this year, but if he continues the type of form displayed in 2012, his turn on the dais may not be too far in coming.

Bennett is one of the most balanced players to watch and is at his best crashing through a park and creating attack after attack.

John Nankivell (Predicts 4th)

Underrated running midfielder who has come to the fore this season for the Roosters.

While often instrumental in North's success, he has long been in the shadow of his triple Magarey winning teammate, James Allan.

This season however he has lifted another cog something that was in evidence when Allan was injured and Bennett led the North midfield with great aplomb.

Might not win, but could be a real dark horse.

Peter Argent (Predicts 5th)

Equally as important as his triple medal winning team mate James Allen, Bennett wins plenty of the ball and is precise with his ball movement.

He's tough when the contested ball is there to win and runs hard all game.

Especially when Allan was sidelined, Bennett came to the fore and delivered for his team.

It is expected that Allan will get most of the votes in the first half of the year and that Bennett will come home strong.

Depending how the umpires see it, Bennett could have up to seven three-vote games.

Phil Herden (Predicts 5th)

Bennett had a career best year for the Roosters and finish 2nd on the SANFL possession list (26.5 per game) behind team match James Allan.

If he is in range mid season he could storm home late as he played the final seven games of the season whilst many other contenders had injury concerns.

However he is ineligible due to being found guilty of striking mid season.

Phil Aspinall (Predicts 5th)

Now a Vice Captain of the Roosters, Bennett has had a breakout season and is considered one of the prime midfielders in the competition.

With over 500 touches and 100 tackles for the minor round, he is bound to be noticed by the umpires and should poll well.

Bennett will no doubt share votes with his fellow on-baller in James Allan but the former Canberra star has now certainly taken his game to a level that stands out.

Like Boyd from Central however, James was previously found guilty by the tribunal earlier in the year and is unable to claim the medal.



OUR FAVOURITES




ROUND BY ROUND

1	BYE
2	SA 22p
3	GI 25p
4	WA 27p
5	Ea 34p
6	Nw 25p
7	St 29p
8	PA 34p
9	CD 17p
10	GI 36p
11	Nw 28p
12	Ea 22p
13	St 21p
14	BYE
15	BYE
16	PA DNP
17	SA 22p
18	WA 23p
19	GI 29p
20	Ea 25p
21	BYE
22	PA 26p
23	SA 30p
24	CD 29p

Won / Lost / NoVote

SANFL INDIVIDUAL STATS RANKINGS

Games Played	19
North Wins Played	10
Possessions	504 (2nd)
Possessions per game	26.5 (3rd)
Kicks	243 (14th)
Handballs	261 (1st)
Marks	85 (30th)
Scoring	15 goals 15 behinds (34th)



Images Peter Argent 0411 178 444



OUR FAVOURITES



#2—JAMES ALLAN

Don Cooper
(Predicts : WINNER)

The already triple Magarey Medal winner just keeps finding ways to keep himself at the top of his game, with superb skills, deft touch and the capacity to spin out of packs with miraculous ease ensuring he catches the eye of the men in white.

And while some public opinion questions his ability to win the hard ball, I can assure them he leaves nothing to question, particularly as he is always forced to carry out the above under harassment from at least one opposition shadow.

Could not be a more deserved winner and what a way to conclude a stellar SANFL career!

Phil Herden
(Predicts 2nd)

Allan is a proven vote getter and despite missing four games, he still led the SANFL possession count

with almost 33 per matc, the only player to average over 30.

North won 8 of the 16 games he played in so compared with Chris Schmidt he would need to get more minor votes across more games.

He may also face more Rooster players such as James Bennett taking votes off of him. Could the 33 possession effort in the Rd 24 earn him the three votes that gives him a record tying 4th Magarey Medal

Phil Aspinall
(Predicts 3rd)

Having won three of these medals already, James will of course be noticed by the men in white and rightly so.

The North Adelaide captain has had yet another stellar season and is once again leading the league from a total disposal perspective.

While Allan will probably share plenty of votes with his fellow Roosters teammate James Bennett, the

North Adelaide skipper has the runs on the board and will once again rack up the votes.

Missing a month of football late in the year may just end up costing the retiring champion his fourth medal.

Peter Argent
(Predicts 5th)

Before his injury, Allan would have been considered as favourite for a record equalling fourth Magarey Medal, but the large tenure on the side lines will certainly hurt his chances.

It is clear the umpires like his style of play.

He may well be leading by round 15, but it is expected that players will then charge over the top of him




ROUND BY ROUND

- 1 BYE
- 2 SA 35p
- 3 Gl 34p
- 4 WA 34p
- 5 Ea 44p
- 6 Nw 40p
- 7 St 37p
- 8 PA 34p
- 9 CD 26p
- 10 Gl 36p
- 11 Nw 37p
- 12 Ea 9p
- 13 St 29p
- 14 BYE
- 15 BYE
- 16 PA 27p
- 17 SA 36p
- 18 WA DNP
- 19 Gl DNP
- 20 Ea DNP
- 21 BYE
- 22 PA DNP
- 23 SA 31p
- 24 CD 33p

Won / Lost / NoVote

SANFL INDIVIDUAL STATS RANKINGS

Games Played	16
North Wins Played	7
Possessions	522 (1st)
Possessions per game	32.6 (1st)
Kicks	325 (1st)
Handballs	197 (4th)
Marks	78 (44th)
Scoring	8 goals 8 behinds (=79th)



Images Peter Argent 0411 178 444



OUR FAVOURITES

#1 - CHRIS SCHMIDT

John Nankivell
(Predicts : WINNER)

The hard running ball winning midfielder has been a standout for the Bloods in a year where the club has been one of the front runners of the competition.

Uses the ball extremely well and is always under the umpire's eye in the midfield.

Missed the last few games of the season through injury, this may hurt his chances a little.

Will still be one of the front runners.

Phil Herden
(Predicts : WINNER)

Chris has been a standout player for the Bloods this season averaging almost 23 possessions a game.

I don't believe he will have a lot of team mates taking votes off of him and Westies won 12 of the 18 games he played in meaning there are plenty of 3 vote selections available to collect.

Schmidt would be West's first Magarey Medallist since James Ezard back in 2009.

He needs to be leading by the end of Round 21 as his shoulder injury will see him vote less for the last three rounds.

Phil Aspinall
(Predicts : WINNER)

Chris has had a sensational season, back full time with the Bloods after being delisted by the Crows, with a very consistent year through the midfield.

Being an on-baller and playing right under the nose of the umpires should help Schmidt's chances while the improved season from West has seen them win enough games to see him poll regularly.

Despite missing the last couple of games in the minor round due to a shoulder injury, I think Schmidt might just have enough votes in the bank to take out this prestigious award and cap off a superb year.

Peter Argent
(Predicts : WINNER)

Clean with his hands, a smart footballer originally from Robertstown, Schmidt has excelled in his first full season back in the SANFL competition.

He is courageous, and a play maker who is right under the umpires eye.

There was up to six games he could have collected best on ground honours.

The only concern here is that he has not previously been a noted vote catcherr, but his year has been strong and he would be a deserving winner.

Don Cooper
(Predicts— 3rd)

If not for an untimely end of season shoulder injury, the Bloods could well have seen their second medallist in 3 years.

As balanced as the abovementioned Bennett is, Schmidt would have to rate as the most poised player in the competition.

As an umpire, it would be hard to not be impressed with his cool head, clean hands and creativity under pressure, which seemingly allow him greater time and space than most mid-fielders.

I can definitely see the number 5 appearing on a large number of voting slips.



OUR FAVOURITES



ROUND BY ROUND

1	SA	14p
2	Gl	17p
3	CD	24p
4	NA	24p
5	St	23p
6	BYE	
7	PA	20p
8	Nw	28p
9	SA	24p
10	Ea	22p
11	CD	31p
12	BYE	
13	Nw	24p
14	PA	22p
15	St	26p
16	BYE	
17	Gl	32p
18	NA	14p
19	BYE	
20	CD	29p
21	Nw	20p
22	SA	12p
23	PA	DNP
24	Ea	DNP

SANFL INDIVIDUAL STATS RANKINGS

Games Played	18
West Wins Played	12
Possessions	406 (9th)
Possessions per game	22.6 (9th)
Kicks	198 (40th)
Handballs	208 (=3rd)
Marks	66 (73rd)
Scoring	1 goal 3 behinds (=232nd)



Won / Lost / NoVote Images Peter Argent 0411 178 444



CLUB BY CLUB

NORWOOD

PANEL PREDICTIONS

- 1) Nathan BATSANIS
- 2) Jaryd CACHIA
- 3) = Brett ZORZI
= Matt SUCKLING

Others In The Hunt

Tim WEBBER

PREVIOUS WINNERS

10 Medallists (13 Medals)

- 1898—A Green
1915—C Perrey
1921—W Scott
1924—W Scott
1930—W Scott
1925—A Lill
1936—W McCallum
1951—J Marriott
1966—R Kneebone
1981—M Aish
1994—G McIntosh
1995—G McIntosh
1997—A Jarman

With 18 wins on the season, 5 more than any other side, the Redlegs should have a RED hot Magarey Medal favourite.

However a few factors may combine to deny Norwood a minor premiership—Magarey Medal double.

Firstly it is quite rare that the Magarey Medallist comes from the top ranked team.

Paul Thomas (2004) & Andrew Jarman (1997) are the only examples over the last 15 seasons.

Secondly the Redlegs main strength this season has been their league leading defence but half backs and back line players rarely feature on the leaderboard.



Thirdly, their main midfielders of Nathan Batsanis and Jaryd Cachia are new to the SANFL and sometimes it takes a while for new players to feature in the votes.

That said you would expect Norwood to clearly lead the team total at nights end.



Brett Zorzi, Images Peter Argent 0411 178 444

CLUB BY CLUB



CENTRAL DISTRICT

PANEL PREDICTIONS

- 1) Brad SYMES
- 2) James BOYD
- 3) Ryan WILLIAMS
- 4) Paul MARSCHALL

PREVIOUS WINNERS

5 Medallists (5 Medals)

- 1965—G Window
1979—J Duckworth
1984—J Platten
1989—G McAdam
2004—P Thomas

Despite their decade of SANFL domination the Bulldogs only have one Magarey Medallist to show for it, Paul Thomas in 2004.

This year they have two players right in the mix Brad Symes and James Boyd. Alas Boyd was suspended for striking in Round 22 and is ineligible.

However even if they fall short for the Magarey, Central has already collected most of the Medals available this season.

Ryan Williams (pictured) received the Bob Quinn Medal for best afield on ANZAC Day whilst Justin Hardy was a surprise winner of the Ken Farmer Medal as the league's leading goalkicker.


Then there is Paul Marschall, who is the red hot favourite to pick up the Powerade Star Search Award for 2012.



BULLDOGS

CENTRAL DISTRICT FOOTBALL CLUB INC. SANFL

And of course the Dogs are still in the mix to collect another 21 premiership medallions on October 7th at AAMI Stadium.



Images Peter Argent 0411 178 444



CLUB BY CLUB

WEST ADELAIDE

PANEL PREDICTIONS

- 1) Chris SCHMIDT
- 2) Shane BIRSS
- 3) Ben MACREADIE

Others In The Hunt

Daniel CAIRE
Jonathon BEECH
Brad FISHER

PREVIOUS WINNERS

13 Medallists (14 Medals)

1908—J Tierney
1909—H Head
1922—R Barnes
1926—HB McGregor
1927—HB McGregor
1929 - R Snell
1931—J Sexton
1939—R McArthur
1957—R Benton
1962—K Eustice
1977—T Grimwood
1985—G Fielke
1995—G Kilpatrick
2009—J Ezard

West fans are already enjoying their best on field season since at least 2003 and according to the **FOOT-e TIMES SA** team they may add a Magarey Medal victory to their celebrations.


Chris Schmidt comes into the count as a main contender looking to be the Bloods 14th Magarey Medallist.

Schmidt played in all 12 of West Adelaide's victories in 2012 and was the highest possession getting in most of them so he should poll in many matches.

If successful it would ensure that the Bloods have won a Magarey Medal each decade dating back the interrupted competition for World War II.



Of the others Shane Birss raked up a lot of possessions and got better as the season progressed whilst Ben Macreadie was a final quarter specialist and the only Blood to play all 20 games.



Ben Macreadie, Images Peter Argent 0411 178 444

CLUB BY CLUB



NORTH ADELAIDE

PANEL PREDICTIONS

- 1) James ALLAN
- 2) James BENNETT
- 3) Leigh RYSWYK
- 4) Lewis JOHNSTON

PREVIOUS WINNERS

16 Medallists (20 Medals)

1901—P Sandland
1905—T Mackenzie
1906—T Mackenzie
1913—T Leahy
1937—H Hawke
1939—J Pash
1948—HR Phillips
1949—HR Phillips
1950—I McKay
1960—B Barbary
1967—D Lindner
1968—B Robran
1970—B Robran
1973—B Robran
1983—A Antrobus
1987—A Jarman
1993—B Phillips
1996—J Francou
2007—J Allan
2009—R Archard
2010—J Allan
2011—J Allan

With three winners in the past three years, SA Football history beckons for the Roosters tonight.

Not only can James Allan tie Russell Ebert for the most Magarey Medals at four with a win tonight, if any North player takes it home it will be the first time a player from the same club was won the medal for four straight years.

James Allan will be a contender, once again the leading possession getter in the SANFL with almost 33 possessions per game but he did miss four games late in the season.



Also don't discount James Bennett who developed as the year progressed to be a contender to get the most votes even if his suspension mid season makes him ineligible to take home the medal..



Lewis Johnston, Images Peter Argent 0411 178 444



CLUB BY CLUB

EAGLES

PANEL PREDICTIONS

- 1) Angus ROWNTREE
- 2) Mark McKENZIE
- 3) = Ben GRIEGER
= Scott LEWIS
- 4) Chris HALL
- 5) Luke POWELL
- 6) Byron SUMNER

PREVIOUS WINNERS

NONE

WEST TORRENS

6 Medallists (9 Medals)
 1902—T McKenzie
 1912—D Low
 1921—J Karney
 1932—MN Pontifex
 1946—R Hank
 1947—R Hank
 1955 - L Head
 1958—L Head
 1959—L Head

WOODVILLE

1 Medallist (1 Medal)
 1972—M Blight

In their 22 seasons the Eagles have achieved plenty as football club including 18 finals appearances, 8 Grand Finals and 3 League Premierships.

However still on the Eagles "To Do List" is having the leagues fairest and most brilliant player.

It's hard to see that drought breaking in 2012, especially early in the count when the



Eagles lost their first five games.

It will be interesting to see how two of their most consistent players Ben Grieger and Byron Sumner go in the count given they played most of the season in the defence.



Mark McKenzie, Images Peter Argent 0411 178 444
 Mark McKenzie, Images Peter Argent 0411 178 444

CLUB BY CLUB



GLENELG

PANEL PREDICTIONS

- 1) Jarryd LYONS
- 2) Jason DAVENPORT
- 3) Ty ALLEN
- 4) Kane TENANCE
- 5) Roury KIRKBY
- 6) Tom LYNCH

PREVIOUS WINNERS

9 Medallists (9 Medals)

- 1928—J Handby
 1934—GB Johnston
 1940—M Brock
 1941—M Boyall
 1949—A Crabb
 1969—DK Phillips
 1978—K Hodgeman
 1982—A McGuinness
 2006—B Backwell

The Tigers have only won one Magarey Medal in the past 30 seasons (Brett Backwell in 2006) and are not expected to add to their winners list tonight.

It will be interesting if Glenelg's early season form sees a front runner emerge.

Jason Davenport was the only Tiger to play all 20 games and his hair style certainly made him easy to

certainly made him easy to recognise as he averaged 19 possessions per game.

Crows listed Jarryd Lyons only played 13 games but



averaged 22 possessions per match whilst Ty Allen is always in the thick of it and between the blue boots and beard is hard for the umpires to miss.



Jarryd Lyons, Images Peter Argent 0411 178 444



PORT ADELAIDE

PANEL PREDICTIONS

- 1) Sam GRAY
- 2) = Jeremy CLAYTON
= James MEIKELJOHN
- 4) Zane KIRKWOOD
- 5) Steve SUMMERTON

PREVIOUS WINNERS

19 Medallists (24 Medals)

- 1899—S Malin
- 1907—J Mack
- 1910—S Hosking
- 1914—WJ Ashley
- 1915—S Hosking
- 1921—C Adams
- 1925—P Bampton
- 1938—R Quinn
- 1945—R Quinn
- 1956—D Boyd
- 1964—G Motley
- 1967—T Obst
- 1971—R Ebert
- 1974—R Ebert
- 1975—P Woite
- 1976—R Ebert
- 1980—R Ebert
- 1986—G Anderson
- 1990—S Hodges
- 1992—N Buckley
- 2001—A Brown
- 2001—R O-Connor
- 2003 - B Ebert
- 2005—J Clayton

No club has had as many Magarey Medallists or won as many Magarey Medals as the Port Adelaide Football Club.

However with only 7 wins in 2012 the Magpies are unlikely to add to that record tonight.

Sam Gray is the favourite of the FOOT-e TIMES SA team to top the Magpies polling.

He played 19 of Port's 20 matches and average almost 18 possessions per game.


Captain James Meiklejohn played all 20 matches and led the league in hit outs.

Will he receive 3 votes for his 62 hit out effort in the Rd 18 loss to the Redlegs?

2005 Medallist, Jeremy Clayton led the team in Possessions with 21.5 per game.



The Magpies have won a Magarey Medal in **every** decade since it commenced in the 1890's except this one (so far).



Sam Gray, Images Peter Argent 0411



SOUTH ADELAIDE

PANEL PREDICTIONS

- 1) Joel CROSS
- 2) Nick LIDDLE
- 3) Nick MURPHY
- 4) Toby STRIBLING

PREVIOUS WINNERS

6 Medallists (9 Medals)

- 1915—F Barry
- 1919—D Moriarty
- 1920—D Moriarty
- 1921—D Moriarty
- 1935—J Cockburn
- 1953—J Deane
- 1957—J Deane
- 1991—M Naley
- 1998—A Osborn

Whilst the Panthers finished in 8th place with just 7 wins they do have 2 contenders for this years Magarey Medal.

Between them Nick Liddle and Joel Cross finished 3rd & 4th in the SANFL possession count both with just 25 possessions per game.

However are there enough votes to share for a side that only won 7 matches?

To be in the running they will need to snare some 3 vote selections in some of those close games the Panthers lost by less than a goal.



Toby Stribling (23 possessions per game) and Nick Murphy (20 possessions per game) will also receive votes.



Nick Murphy, Images Peter Argent 0411 178 444



CLUB BY CLUB

STURT

PANEL PREDICTIONS

- 1) Ben KANE
- 2) = Aidan RILEY
= Jade SHEEDY
- 4) Richard TAMBLING
- 5) Brodie MARTIN
- 6) Joe ANDERSON

PREVIOUS WINNERS

13 Medallists (16 Medals)

- 1903—H Waye
1911—H Cumberland
1920—V Richardson
1923—H Riley
1933—WK Dunn
1952—L Fitzgerald
1954—L Fitzgerald
1959—L Fitzgerald
1961—J Halbert
1988—G Whittlesea
1997—B Atkinson
1999—D Squire
2000—D Squire
2002—J Sheedy
2002—T Weatherald
2008—L Crane

It's been 51 seasons since the Magarey Medalist came from the Wooden Spooner team.

In 1961, Sturt only won 3 matches but John Halbert won the Magarey.

It is hard to see that feat repeating tonight even though the Double Blues won "double" the matches (6) to that 1961 team.

Ben Kane was the only Sturt player to compete in all 20 games whilst Jade Sheedy led the clubs possession count



averaging 23 per game

It will be interesting to see how Crows listed players such as Aiden Riley, Brodie Martin, Josh Jenkins, Tim McIntyre and Richard Tambling fare on the night.



Jade Sheedy after his 250th, Images Peter Argent 0411 178 444

WEEK BY WEEK—RD I



Fri March 23 @ Thebarton Oval

Port 4.5 9.8 16.11 18.13 (121)

Eagles 0.2 4.3 6.4 10.6 (66)

Player Stats Votes (You / Official)

J CLAYTON 25 poss, 2-0
L HARDER 21 poss, 1-2
M DOLLING 19 poss,
R McKENZIE 19 poss, 1-1
M ROSE 18 poss,
S GRAY 16 poss, 2-2
Z KIRKWOOD 16 poss, 0-1
J MEIKLEJOHN 6 poss, 26 ho

L JARRAD 20 poss, 1-0
S LEWIS 20 poss, 1-0

J CIOLELLA 18 poss, 2-1
M McKENZIE 7 poss

B GRIEGER 6 poss
A ROWNTREE dnp

Your Picks

Sat March 24 @ Hickinbotham Oval, Noarlunga

West 1.1 2.4 8.7 12.9 (81)

South 3.5 5.9 5.11 5.13 (43)

Player Stats Votes (You / Official)

D CAIRE 23 poss
S BIRSS 22 poss
J BEECH 21 poss, 1-1
S BRICKNELL 18 poss
J EZARD 16 poss
A FIELKE 14 poss, 4-1
B MACREADIE 16 poss, 0-1
C SCHMIDT 14 poss, 0-1

N LIDDLE 27 poss, 1-1
T STRIBLING 23 poss,

N DANIEL 20 poss, 1-0
J CROSS 17 poss,

J BOLLENHAGEN 16 poss, 0-1
N MURPHY 11 poss,

Your Picks



**PREMIER
SANFL
COVERAGE**

COMING UP

**THURSDAYS—8pm
RPH LEAGUE
TEAMS SHOW**

SUNDAY FROM 12 NOON

**FIRST SEMI
CENTRAL
v NORTH**

**SECOND SEMI
NORWOOD
v WEST**



WEEK BY WEEK— RD 2

Sat March 30 @ Prospect Oval

South	6.1	8.4	12.10	18.11 (119)
North	5.3	8.3	15.8	15.14 (104)

Player	Stats	Votes (You / Official)
T STRIBLING	26 poss, 1-0	
J CROSS	22 poss, 1-1	
N LIDDLE	22 poss, 0-1	
N MURPHY	18 poss, 1-0	
X WATSON	14 poss,	
A AINGER	13 poss, 7-1	
L CAREY	12 poss, 0-1	
P ROLFE	12 poss, 3-2	
J ALLAN	35 poss, 0-1	
L RYSWYK	23 poss,	
J BENNETT	22 poss, 1-2	
T DELVINS	21 poss	
G THRING	20 poss, 2-1	
L JOHNSTON	10 poss, 3-1	

Your Picks

Sat March 30 @ Playford Alive Oval, Elizabeth

Norwood	2.5	6.8	8.10	9.12 (66)
Central	4.0	4.2	6.3	7.4 (46)

Player	Stats	Votes (You / Official)
N BATSANIS	33 poss	
K McGUINNESS	29 poss	
M SUCKLING	24 poss	
B ZORZI	20 poss	
M FULLER	19 poss	
T WEBBER	19 poss, 0-1	
J AISH	18 poss,	
J CACHIA	17 poss	
B SYMES	31 poss	
J BOYD	30 poss	
P THOMAS	19 poss	
C GOWANS	18 poss 2-0	
P MARSCHALL	11 poss	
R WILLIAMS	9 poss	

Your Picks

WEEK BY WEEK— RD 3



Thur April 5 @ City Mazda Stadium, Richmond

West	3.2	4.4	5.8	10.10 (70)
Central	1.2	2.6	5.10	7.12 (54)

Player	Stats	Votes (You / Official)
C SCHMIDT	24 poss	
J BEECH	19 poss, 1-1	
B CROUCH	19 poss, 0-1	
S BIRSS	17 poss	
R FERGUSON	17 poss	
J EZARD	15 poss, 1-0	
B MACREADIE	15 poss, 1-1	
D CAIRE	12 poss	
B SYMES	27 poss	
R WILLIAMS	21 poss, 0-1	
J SCHILLER	19 poss, 0-1	
P MARSCHALL	18 poss	
B NASON	18 poss	
J BOYD	14 poss	

Your Picks

Sat April 7 @ Coopers Stadium, Norwood

Norwood	5.2	10.4	18.5	19.14 (128)
Eagles	0.2	1.4	2.5	5.5 (35)

Player	Stats	Votes (You / Official)
J CACHIA	26 poss,	
T WEBBER	26 poss, 1-0	
J AISH	25 poss, 2-0	
N BATSANIS	25 poss, 2-0	
M SUCKLING	23 poss, 0-1	
K McGUINNESS	21 poss	
S PHILLIPS	15 poss, 5-2	
B ZORZI	14 poss	
P RAYMOND	32 poss, 0-1	
L POWELL	24 poss,	
M McKENZIE	21 poss	
S LEWIS	17 poss	
A ROWNTREE	15 poss	
B GRIEGER	10 poss	

Your Picks

Sat March 30 @ Commander Centre Oval, Unley

Sturt	6.3	7.5	12.7	17.8 (110)
Port	2.2	7.6	10.9	15.14 (104)

Player	Stats	Votes (You / Official)
B MARTIN	27 poss, 1-0	
A RILEY	22 poss	
A THOMSON	21 poss,	
T GUM	20 poss	
M JAENSCH	20 poss	
B KANE	15 poss 0-1	
J SHEEDY	17 poss, 2-0	
R TAMBLING	16 poss	
J HOSKIN	22 poss, 1-0	
M ROSE	21 poss	
S GRAY	20 poss, 3-3	
J CLAYTON	19 poss, 1-2	
Z KIRKWOOD	18 poss, 2-1	
J MEIKLEJOHN	5 poss, 26 ho	

Your Picks

Sat March 30 @ Gliderol Stadium, Glenelg

Glenelg	2.2	4.8	8.10	11.13 (79)
West	3.2	4.6	5.10	7.15 (57)

Player	Stats	Votes (You / Official)
K TENACE	26 poss, 1-1	
R MILNE	23 poss	
T LOGAN	19 poss	
C PITT	19 poss	
S SHAW	19 poss	
J LYONS	14 poss, 1-1	
J DAVENPORT	8 poss, 0-1	
T ALLEN	8 poss,	
B CROUCH	24 poss, 0-1	
S BIRSS	20 poss	
J BEECH	21 poss, 1-4	
C SCHMIDT	17 poss,	
D CAIRE	18 poss	
B MACREADIE	13 poss	

Your Picks

Fri April 6 @ Hickinbotham Oval, Noarlunga

Sturt	3.2	3.4	5.6	6.8 (44)
South	2.2	2.4	4.4	5.6 (36)

Player	Stats	Votes (You / Official)
B MARTIN	27 poss, 1-2	
M JAENNSCH	21 poss 1-0	
J SHEEDY	21 poss	
B KANE	19 poss 1-0	
A RILEY	19 poss	
R TAMBLING	18 poss, 1-0	
J ANDERSON	18 poss	
A THOMSON	16 poss, 1-0	
N LIDDLE	24 poss	
J BOLLENHAGEN	20 poss	
T HOULIHAN	20 poss, 1-1	
J CROSS	19 poss, 2-0	
T STRIBLING	19 poss, 1-0	
N MURPHY	8 poss	

Your Picks

Sat April 7 @ Prospect Oval

Glenelg	5.4	8.8	15.12	17.14 (116)
North	1.0	3.2	6.3	9.6 (60)

Player	Stats	Votes (You / Official)
J LYONS	30 poss, 2-3	
S SALOPEK	28 poss 1-1	
T ALLEN	19 poss, 1-0	
A BRADLEY	19 poss, 0-1	
C CURRAN	19 poss, 1-2	
A LALLY	18 poss	
K TENANCE	16 poss	
J DAVENPORT	15 poss, 2-2	
J ALLAN	34 poss, 1-3	
C THIELE	30 poss, 1-0	
L IVENS	28 poss	
L RYSWYK	26 poss, 1-0	
J BENNETT	25 poss, 0-1	
L JOHNSTON	22 poss, 3-0	

Your Picks



WEEK BY WEEK— RD 4

Fri April 13 @ City Mazda Stadium, Richmond

North	2.2	6.4	9.5	13.8 (86)
West	2.1	3.7	7.9	11.13 (79)

Player	Stats	Votes (You / Official)
J ALLAN	34 poss, 0-1	
M WRIGHT	29 poss, 1-0	
J BENNETT	27 poss, 0-3	
G THRING	26 poss, 2-0	
L RYSWYK	24 poss, 2-2	
C THIELE	24 poss,	
L IVENS	23 poss	
L JOHNSTON	16 poss, 1-0	
C SCHMIDT	24 poss, 0-1	
D CAIRE	20 poss	
S BIRSS	19 poss	
J EZARD	19 poss, 1-0	
R LAIRD	18 poss	
B MACREADIE	17 poss	

Your Picks

Sat April 14, Unleash Solar Oval @ Woodville

Glenelg	1.3	6.7	7.11	13.12 (90)
Eagles	1.3	2.4	4.8	8.10 (58)

Player	Stats	Votes (You / Official)
A BRADLEY	24 poss, 1-3	
J LYONS	23 poss, 1-0	
B AGNEW	19 poss, 1-0	
S SALOPEK	18 poss, 1-0	
C CURRAN	16 poss	
J DAVENPORT	15 poss, 0-2	
T ALLEN	10 poss	
K TENACE	dnp	
C KNIGHTS	30 poss, 2-1	
M McKENZIE	28 poss	
L JARRAD	26 poss, 0-1	
S LEWIS	21 poss	
A ROWNTREE	19 poss, 0-1	
B GRIEGER	17 poss	

Your Picks

WEEK BY WEEK— RD 5



Fri April 20 @ Gliderol Stadium, Glenelg

South	3.2	7.3	13.6	17.7 (109)
Glenelg	2.5.	6.9	9.12	11.16 (82)

Player	Stats	Votes (You / Official)
N LIDDLE	30 poss, 1-0	
J CROSS	24 poss, 1-0	
T STRIBLING	23 poss,	
N MURPHY	21 poss, 0-1	
T McNAMARA	19 poss, 1-0	
N DANIEL	17 poss, 1-0	
A AINGER	12 poss, 4-0	
M WUNDKE	10 poss, 4-0	
J LYONS	25 poss, 0-2	
A BRADLEY	23 poss,	
S SALOPEK	21 poss	
T ALLEN	14 poss, 1-0	
J DAVENPORT	12 poss, 2-0	
K TENANCE	dnp	

Your Picks

Sat April 21 @ Prospect Oval

North	7.2	11.4	16.5	19.7 (121)
Eagles	1.5	1.8	3.8	5.12 (40)

Player	Stats	Votes (You / Official)
J ALLAN	44 poss	
G THRING	37 poss, 1-1	
J BENNETT	34 poss, 0-1	
C THIELE	24 poss, 1-0	
L IVENS	23 poss	
A YOUNG	23 poss, 1-1	
L RYSWYK	22 poss, 4-0	
L JOHNSTON	17 poss	
A ROWNTREE	24 poss, 1-0	
R SHIRLEY	23 poss	
C ELLIS-YOLMEN	21 poss, 1-1	
M McKENZIE	21 poss	
S LEWIS	7 poss, 0-1	
B GRIEGER	6 poss, 1-1	

Your Picks

Sat April 14 @ Playford Alive Oval, Elizabeth

Central	7.5	8.11	13.11	20.13 (133)
South	2.2	8.3	11.5	14.5 (89)

Player	Stats	Votes (You / Official)
B SYMES	34 poss,	
J BOYD	30 poss, 1-1	
B NASON	22 poss, 1-1	
P MARSCHALL	21 poss	
R WILLIAMS	21 poss, 3-0	
T GOODREM	17 poss, 2-1	
C GOWANS	17 poss, 1-0	
J HARDY	10 poss, 5-0	
J CROSS	34 poss, 1-1	
N MURPHY	31 poss	
N LIDDLE	29 poss	
T STRIBLING	17 poss	
A AINGER	16 poss, 1-0	
N DANIEL	16 poss, 1-0	

Your Picks

Sun Sept 2 @ Commander Centre Oval, Unley

Norwood	8.1	11.5	13.6	18.11 (119)
Port	3.3	7.7	11.11	11.12 (78)

Player	Stats	Votes (You / Official)
N BATSANIS	24 poss, 1-1	
D PFEIFFER	23 poss, 2-0	
M SUCKING	21 poss	
T WEBBER	20 poss	
B DAWE	19 poss	
D TERLICH	18 poss	
J CACHIA	13 poss	
B ZORZI	10 poss	
Z KIRKWOOD	29 poss,	
M DOLLING	28 poss,	
S BIACSI	21 poss, 2-1	
S GRAY	19 poss	
J CLAYTON	18 poss, 1-1	
J MIELKLEJOHN	12 poss, 28 ho	

Your Picks

Sat April 21 @ Alberton Oval

Central	3.2	9.5	13.6	16.8 (104)
Port	1.2	3.4	7.4	11.9 (75)

Player	Stats	Votes (You / Official)
J BOYD	22 poss, 2-0	
T GOODREM	21 poss, 1-0	
R WILLIAMS	20 poss, 0-1	
B NASON	18 poss, 0-2	
P MARSCHALL	17 poss	
C GOWANS	17 poss, 1-2	
J SCHILLER	16 poss, 1-1	
B SYMES	DNP	
S SUMMERTON	27 poss, 3-0	
M ROSE	22 poss, 2-1	
Z KIRKWOOD	20 poss, 0-1	
J CLAYTON	17 poss, 1-1	
S GRAY	16 poss	
J MEIKLEJOHN	9 poss, 26 ho	

Your Picks

Sat April 21 @ Commander Centre Oval, Unley

West	3.2	3.4	5.6	6.8 (44)
Sturt	2.2	2.4	4.4	5.6 (36)

Player	Stats	Votes (You / Official)
C SCHMIDT	23 poss	
L HILL	23 poss	
J EZARD	22 poss, 1-0	
D CAIRE	22 poss, 0-1	
S GREEN	19 poss	
A HARTLETT	19 poss	
B MACREADIE	13 poss	
S BIRSS	DNP	
B KANE	27 poss, 1-0	
B HANSEN	25 poss, 0-1	
J ANDERSON	24 poss	
J SHEEDY	21 poss, 0-1	
A RILEY	22 poss	
R TAMBLING	5 poss	

Your Picks



WEEK BY WEEK— RD 6

Wed April 25, Unleash Solar Oval @ Woodville

Central	2.2	8.4	12.4	13.6 (84)
Eagles	4.2	5.5	9.5	12.6 (78)

Player	Stats	Votes (You / Official)
R WILLIAMS	26 poss, 4-0	
B SYMES	24 poss, 1-0	
J BOYD	22 poss, 0-1	
T GOODREM	21 poss, 0-1	
T COLLIER	15 poss	
P THOMAS	14 poss	
C GOWANS	13 poss	
P MARSCHALL	13 poss	
GOLDSWORTHY	29 poss, 1-0	
A ROWNTREE	25 poss	
L JARRAD	23 poss, 1-1	
M McKENZIE	15 poss	
B GRIEGER	13 poss	
S LEWIS	13 poss, 0-1	

Your Picks

Fri April 27 @ Coopers Stadium, Norwood

Norwood	4.4	8.7	13.9	14.15 (99)
North	2.2	3.5	7.5	9.6 (60)

Player	Stats	Votes (You / Official)
M SUCKLING	28 poss	
B DAWE	25 poss, 1-1	
J AISH	22 poss, 0-1	
J CACHIA	20 poss	
M THOMAS	23 poss, 0-2	
D TERLICH	21 poss	
B ZORZI	15 poss, 1-0	
N BATSANIS	9 poss	
J ALLAN	40 poss, 1-0	
J BENNETT	25 poss, 1-1	
N BLEE	21 poss	
G THRING	21 poss	
L RYSWYK	19 poss, 1-0	
L JOHNSTON	14 poss	

Your Picks

WEEK BY WEEK— RD 7



Fri May 4 @ Hickinbotham Oval, Noarlunga

Eagles	4.1	7.3	10.4	13.5 (83)
South	1.4	1.7	4.8	8.9 (57)

Player	Stats	Votes (You / Official)
A ROWNTREE	27 poss	
R SHIRLEY	21 poss	
C KNIGHTS	20 poss	
GOLDSWORTHY	19 poss	
L JARRAD	18 poss	
S LEWIS	15 poss, 2-1	
M McKENZIE	15 poss	
B GRIEGER	2 poss	
N LIDDLE	30 poss	
A OTTEN	24 poss	
T STRINING	21 poss	
J CROSS	17 poss, 0-1	
R REDIGOLO	17 poss	
N MURPHY	12 poss	

Your Picks

Say May 5 @ Commander Centre Oval, Unley

North	4.1	10.8	12.9	15.11 (101)
Sturt	4.4	7.4	9.7	13.11 (89)

Player	Stats	Votes (You / Official)
J ALLAN	37 poss, 2-0	
J BENNETT	29 poss, 1-0	
L IVENS	22 poss	
A MOORE	21 poss, 0-1	
M CLISBY	19 poss	
C THIELE	19 poss, 0-1	
L RYSWYK	15 poss, 3-2	
L JOHNSTON	12 poss, 2-2	
D PEARCE	28 poss, 0-1	
T GUM	27 poss 0-1	
J SHEEDY	20 poss,	
B KANE	14 poss	
R TAMBLING	2 poss	
A RILEY	DNP	

Your Picks

Fri April 27 @ Gliderol Stadium, Glenelg

Glenelg	2.2	4.5	12.8	17.10 (112)
Sturt	2.1	6.5	6.7	9.9 (63)

Player	Stats	Votes (You / Official)
K TENACE	20 poss, 0-1	
W McGINTY	20 poss	
T HOLMES	18 poss, 3-0	
A LALLY	18 poss, 0-2	
T LYNCH	18 poss	
T ALLEN	17 poss	
J DAVENPORT	17 poss, 1-2	
J LYONS	DNP	
J SHEEDY	27 poss	
A THOMSON	20 poss, 1-0	
B KANE	20 poss, 0-1	
S MILES	19 poss	
A RILEY	6 poss	
R TAMBLING	DNP	

Your Picks

Sat April 28 @ Hickinbotham Oval, Noarlunga

South	6.6	8.8	15.9	21.10 (136)
Port	5.2	10.5	12.9	17.14 (116)

Player	Stats	Votes (You / Official)
N LIDDLE	28 poss, 2-0	
T STRIBLING	25 poss, 2-0	
J CROSS	23 poss, 1-0	
N MURPHY	18 poss	
A AINGER	17 poss, 3-2	
L CAREY	16 poss, 0-1	
N DANIEL	15 poss	
M WUNDKE	14 poss, 5-3	
M DOLLING	19 poss	
B EBERT	17 poss, 5-1	
S GRAY	17 poss, 2-2	
J MEIKLEJOHN	13 poss, 1-0, 28ho	
J CLAYTON	9 poss, 1-2	
Z KIRKWOOD	7 poss, 0-1	

Your Picks

Fri May 4 @ Coopers Stadium Norwood

Norwood	5.6	10.8	13.9	17.10 (112)
Glenelg	3.0	4.2	7.5	9.5 (59)

Player	Stats	Votes (You / Official)
N BATSANIS	24 poss, 1-0	
M SUCKLING	24 poss	
M THOMAS	22 poss, 1-2	
T WEBBER	22 poss	
D TERLICH	21 poss, 0-2	
L BROWN	18 poss	
J CACHIA	17 poss	
B ZORZI	12 poss	
S RUDOLPH	17 poss	
R MILNE	16 poss	
J DAVENPORT	15 poss	
T ALLEN	DNP	
K TENACE	DNP	
J LYONS	DNP	

Your Picks

Sat May 5 @ City Mazda Stadium, Richmond

West	3.3	7.7	14.9	15.12 (102)
Port	3.2	4.3	6.4	10.7 (67)

Player	Stats	Votes (You / Official)
S BIRSS	27 poss, 1-1	
J BEECH	26 poss, 1-0	
B MACREADIE	26 poss, 3-2	
R LAIRD	24 poss, 2-1	
C SCHMIDT	20 poss	
F CARUSO	17 poss, 4-0	
J EZARD	17 poss, 1-0	
D CAIRE	16 poss	
J CLAYTON	30 poss, 1-0	
S GRAY	30 poss,	
S BIACSI	19 poss	
L SLATTERY	19 poss	
J MIEKLEJOHN	8 poss, 33 ho	
Z KIRKWOOD	DNP	

Your Picks



WEEK BY WEEK— RD 8

Fri May 11 @ Coopers Stadium, Norwood

Norwood	4.1	6.1	10.2	13.8 (86)
West	2.2	4.3	5.4	5.9 (39)

Player	Stats	Votes (You / Official)
M SUCKLING	25 poss, 1-0	
J CACHIA	24 poss, 0-1	
D PFIEFFER	22 poss, 1-1	
N BATSANIS	21 poss, 1-1	
J AISH	19 poss	
L BROWN	19 poss	
J BODE	17 poss	
B ZORZI	8 poss	
C SCHMIDT	28 poss	
D CAIRE	27 poss	
A FIELKE	26 poss	
Ben FISHER	20 poss, 1-0	
B MACREADIE	18 poss, 1-0	
S BIRSS	13 poss	

Your Picks

Sat May 12 @ Alberton Oval

Port	5.4	8.4	11.6	13.11 (89)
North	2.2	5.7	8.10	11.13 (79)

Player	Stats	Votes (You / Official)
M ROSE	23 poss	
S BIACSI	22 poss	
M DOLLING	22 poss, 1-1	
L SLATTERY	21 poss	
S GRAY	18 poss, 2-4	
J MIEKLEJOHN	10 poss, 18 ho	
J CLAYTON	DNP	
Z KIRKWOOD	DNP	
J ALLAN	34 poss, 1-1	
J BENNETT	34 poss, 2-1	
L RYSWYK	24 poss, 2-2	
A MOORE	20 poss, 2-2	
G GALLMAN	16 poss	
L JOHNSTON	10 poss, 2-1	

Your Picks

WEEK BY WEEK— RD 9



Fri May 18 @ Gliderol Stadium, Glenelg

Glenelg	4.3	6.5	12.6	15.12 (102)
Port	2.0	7.3	10.4	13.6 (84)

Player	Stats	Votes (You / Official)
J LYONS	29 poss, 0-1	
T LOGAN	26 poss	
J DAVENPORT	23 poss, 1-1	
K TENACE	23 poss, 0-1	
T HOLMES	20 poss	
R DOUGLAS	19 poss, 4-0	
B AGNEW	18 poss	
T ALLEN	11 poss	
D KULIKOWSKI	21 poss, 1-0	
J CLAYTON	19 poss, 1-0	
S GRAY	19 poss, 0-1	
M DOLLING	18 poss	
J MIELKLEJOHN	9 poss, 24 ho	
Z KIRKWOOD	DNP	

Your Picks

Sat May 19 @ Commander Centre Oval, Unley

Norwood	2.4	5.9	8.10	10.19 (79)
Sturt	1.3	1.4	3.13	3.14 (32)

Player	Stats	Votes (You / Official)
D RODAN	28 poss, 1-1	
N BATSANIS	26 poss, 0-2	
D TERLICH	25 poss	
B ZORZI	21 poss, 0-1	
T WEBBER	19 poss, 0-1	
J CACHIA	18 poss	
J AISH	17 poss	
M SUCKLING	DNP	
B MARTIN	27 poss, 0-1	
J ANDERSON	23 poss, 0-2	
J SHEEDY	23 poss	
R TAMBLING	20 poss	
B KANE	11 poss	
A RILEY	DNP	

Your Picks

Say May 12 @ Playford Alive Oval, Elizabeth

Central	5.5	12.3	15.5	20.7 (127)
Glenelg	0.0	2.3	7.3	8.4 (52)

Player	Stats	Votes (You / Official)
B SYMES	38 poss, 1-0	
J BOYD	36 poss, 1-0	
R WILLIAMS	29 poss, 2-1	
E SANSBURY	28 poss	
T GOODREM	25 poss, 1-0	
C GOWANS	21 poss, 1-2	
J SCHILLER	21 poss, 1-0	
P MARSHALL	16 poss	
T LYNCH	24 poss	
R MILNE	22 poss	
K TENACE	15 poss	
J DAVENPORT	13 poss	
T ALLEN	DNP	
J LYONS	DNP	

Your Picks

Sat May 12, Unleash Solar Oval @ Woodville

Eagles	6.4	9.10	10.13	11.15 (81)
Sturt	3.2	6.3	8.5	11.6 (72)

Player	Stats	Votes (You / Official)
L JARRAD	27 poss, 0-1	
L THOMPSON	24 poss, 0-1	
M McKENZIE	21 poss	
A ROWNTREE	20 poss	
A DAY	19 poss	
S LEWIS	19 poss	
R SHIRLEY	19 poss, 0-1	
B GRIEGER	4 poss	
D PEARCE	29 poss	
B KANE	28 poss	
C EVANS	23 poss, 0-1	
J SHEEDY	21 poss	
R TAMBLING	19 poss	
A RILEY	DNP	

Your Picks

Sat May 19 @ Prospect Oval

Central	3.2	7.3	12.5	14.7 (91)
North	3.2	7.2	10.6	13.7 (85)

Player	Stats	Votes (You / Official)
J BOYD	38 poss	
B SYMES	30 poss	
P MARSHALL	21 poss	
J SCHILLER	21 poss, 3-0	
E SANSBURY	20 poss	
J GOWANS	19 poss	
B NASON	18 poss	
R WILLIAMS	12 poss, 1-0	
B BACKWELL	30 poss	
J ALLAN	26 poss	
M CLISBY	24 poss, 1-0	
L RYSWYK	20 poss, 1-1	
J BENNETT	17 poss, 1-1	
L JOHNSTON	12 poss, 5-0	

Your Picks

Sat May 19 @ City Mazda Stadium, Richmond

West	2.2	8.5	9.6	15.9 (99)
South	2.4	4.4	6.7	7.9 (51)

Player	Stats	Votes (You / Official)
C SCHMIDT	24 poss	
D CAIRE	22 poss	
A FIELKE	22 poss, 2-1	
A HARTLETT	22 poss	
R LAIRD	18 poss	
J BEECH	17 poss, 0-2	
B MACREADIE	15 poss, 2-1	
S BIRSS	DNP	
A OTTEN	26 poss	
N LIDDLE	23 poss	
T STRIBLING	23 poss	
T REDDEN	20 poss	
J CROSS	19 poss, 1-1	
N NURPHY	10 poss, 0-1	

Your Picks



WEEK BY WEEK— RD 10

Fri June 1 @ Hickinbotham Oval, Noarlungarowd— 2,203

Norwood	5.4	6.6	9.10	15.10 (100)
South	5.0	10.1	10.3	12.3 (75)

Player	Stats	Votes (You / Official)
J CACHIA	22 poss	
M SUCKLING	22 poss, 1-0	
L BROWN	20 poss	
T WEBBER	20 poss	
J DONOHUE	16 poss, 1-0	
D RODAN	16 poss, 0-2	
N BATSANIS	11 poss, 0-1	
B ZORZI	DNP	
N LIDDLE	29 poss, 0-1	
J CROSS	24 poss	
A OTTEN	24 poss, 1-0	
T HOULIHAN	23 poss, 2-0	
T STRIBLING	18 poss	
N MURPHY	15 poss	

Your Picks

Sun Sept 2 @ City Mazda Stadium, Richmond

West	4.1	8.4	11.9	12.11 (83)
Eagles	2.1	6.2	9.2	10.4 (64)

Player	Stats	Votes (You / Official)
A FIELKE	24 poss	
B MACREADIE	22 poss	
C SCHMIDT	22 poss, 0-1	
A HARTLETT	21 poss	
J BEECH	19 poss, 2-2	
N HOMBURH	19 poss	
S BIRSS	18 poss	
D CAIRE	14 poss	
C KNIGHTS	27 poss, 2-0	
J CIOLELLA	24 poss	
A ROWNTREE	20 poss	
M McKENZIE	17 poss	
S LEWIS	16 poss	
B GRIEGER	4 poss	

Your Picks

WEEK BY WEEK— RD 11



Sat June 9 @ Prospect Oval

North	3.1	6.1	9.3	11.6 (72)
Norwood	2.1	4.4	7.8	10.11 (71)

Player	Stats	Votes (You / Official)
J ALLAN	37 poss, 1-0	
J BENNETT	28 poss, 2-0	
G GALLMAN	26 poss	
D CURRIE	16 poss, 1-0	
G THRING	16 poss 0-2	
M CLISBY	15 poss	
L JOHNSTON	15 poss, 3-2	
L RYSWYK	13 poss	
J CACHIA	30 poss	
N BATSANIS	23 poss, 1-0	
B ZORZI	23 poss	
M SUCKLING	22 poss	
D RODAN	21 poss	
D TERLICH	21 poss, 1-0	

Your Picks

Sat June 9 @ Playford Alive Oval, Elizabeth

Central	3.2	3.4	5.6	6.8 (44)
West	2.2	2.4	4.4	5.6 (36)

Player	Stats	Votes (You / Official)
B SYMES	28 poss	
J BOYD	23 poss, 1-0	
E SANBURY	23 poss	
R HENDERSON	22 poss, 0-3	
T COLLIER	20 poss	
P MARSHALL	20 poss	
P THOMAS	20 poss	
R WILLIAMS	19 poss, 0-1	
C SCHMIDT	31 poss	
S BIRSS	29 poss, 1-0	
D CAIRE	26 poss	
J BEECH	21 poss, 1-2	
A FIELKE	20 poss, 1-0	
B MACREADIE	16 poss	

Your Picks

Sun Sept 2 @ Commander Centre Oval, Unley

Sturt	3.2	6.3	11.5	14.10 (94)
Central	3.1	6.6	7.7	9.9 (63)

Player	Stats	Votes (You / Official)
C EVANS	22 poss, 0-2	
B KANE	20 poss, 2-0	
A RILEY	20 poss	
B MARTIN	18 poss, 1-2	
L CRANE	16 poss, 0-1	
T McINTYRE	16 poss, 5-2	
R TAMBLING	14 poss	
J SHEEDY	DNP	
B SYMES	28 poss	
J BOYD	26 poss, 1-1	
P THOMAS	22 poss, 3-2	
R WILLIAMS	20 poss, 1-1	
P MARSHALL	17 poss	
J SCHILLER	17 poss, 0-1	

Your Picks

Sun June 3 @ Gliderol Stadium, Glenelg

North	5.2	9.7	12.9	17.10 (112)
Glenelg	1.2	8.6	10.9	12.13 (85)

Player	Stats	Votes (You / Official)
J ALLAN	36 poss, 1-0	
J BENNETT	36 poss, 1-0	
L RYSWYK	24 poss, 3-1	
C THIELE	24 poss, 2-1	
K THOMPSON	23 poss	
M CLISBY	16 poss	
A YOUNG	16 poss, 1-1	
L JOHNSTON	9 poss, 3-0	
T LYNCH	33 poss, 0-1	
J DAVENPORT	28 poss, 1-2	
T LOGAN	27 poss, 1-0	
T HOLMES	21 poss	
K TENACE	20 poss, 1-0	
T ALLEN	13 poss	

Your Picks

Sat June 9 @ Alberton Oval

Port	6.3	11.6	16.9	18.11 (119)
South	1.1	6.1	7.4	12.6 (78)

Player	Stats	Votes (You / Official)
J CLAYTON	25 poss, 0-1	
S GRAY	24 poss, 3-1	
Z KIRKWOOD	24 poss, 2-1	
J MEIKLEJOHN	21 poss, 0-1	
M ROSE	21 poss, 1-0	
S SUMMERTON	21 poss, 1-1	
J THURGOOD	19 poss	
L SLATTERY	17 poss, 0-1	
J CROSS	28 poss, 1-0	
N LIDDLE	22 poss, 1-0	
A OTTEN	20 poss	
X GOTCH	19 poss	
T STRIBLING	19 poss	
N MURPHY	16 poss	

Your Picks

Mon June 11 @ Gliderol Stadium, Glenelg

Glenelg	1.1	10.3	12.6	18.8 (116)
Eagles	1.8	5.10	8.14	8.21 (69)

Player	Stats	Votes (You / Official)
T LYNCH	29 poss	
T LOGAN	26 poss, 2-1	
A BRADLEY	24 poss, 0-1	
S RUDOLPH	21 poss	
J DAVENPORT	20 poss, 1-0	
C CURRAN	18 poss	
K TENACE	11 poss	
T ALLEN	10 poss, 1-0	
B SUMNER	23 poss, 0-2	
S LEWIS	21 poss, 1-3	
R SHIRLEY	19 poss	
M McKENZIE	8 poss	
B GRIEGER	6 poss, 1-3	
A ROWNTREE		

Your Picks



WEEK BY WEEK— RD 12

Sat June 16, Playford Alive Oval, Elizabeth

Central	3.1	6.4	9.6	13.8 (86)
Port	4.1	6.2	8.3	11.5 (71)

Player	Stats	Votes (You / Official)
J BOYD	29 poss, 1-0	
B SYMES	29 poss, 0-1	
E SANSBURY	25 poss	
P MARSHALL	23 poss, 2-0	
P THOMAS	22 poss, 0-1	
R WILLIAMS	21 poss	
T GOODREM	19 poss, 3-0	
C GOWANS	18 poss	
M DOLLING	31 poss	
S SUMMERTON	28 poss	
J CLAYTON	25 poss, 1-0	
Z KIRKWOOD	21 poss, 1-0	
J MIEKLEJOHN	17 poss, 1-0, 30ho	
S GRAY	15 poss, 1-0	

Your Picks

Sat June 16, Unleash Solar Oval @ Woodville

Eagles	5.2	6.7	11.9	16.11 (107)
North	4.1	5.2	7.6	9.8 (57)

Player	Stats	Votes (You / Official)
M McKENZIE	29 poss,	
B SMITH	29 poss, 0-1	
A ROWNTREE	24 poss, 0-1	
J CIOLELLA	22 poss, 2-0	
L POWELL	21 poss, 1-0	
GOLDSWORTHY	20 poss, 2-2	
S LEWIS	17 poss	
B GRIEGER	7 poss, 0-2	
J BENNETT	22 poss, 1-0	
M CLISBY	22 poss	
L IVENS	22 poss	
L RYSWYK	19 poss, 2-0	
L JOHNSTON	10 poss, 1-0	
J ALLAN	9 poss	

Your Picks

WEEK BY WEEK— RD 13



Sat June 23 @ Gliderol Stadium, Glenelg

Central	1.5	10.8	12.8	16.13 (109)
Glenelg	2.3	5.4	8.6	9.12 (66)

Player	Stats	Votes (You / Official)
R WILLIAMS	27 poss, 2-0	
J BOYD	22 poss, 0-2	
T GOODREM	20 poss, 1-0	
J GOWANS	19 poss, 1-0	
E SANSBURY	18 poss	
R HENDERSON	17 poss, 1-1	
P MARSHALL	12 poss	
B SYMES	DNP	
J DAVENPORT	33 poss, 1-0	
S RUDOLPH	22 poss	
R KIRKBY	9 poss, 5-1	
T ALLEN	18 poss, 0-1	
K TENACE	14 poss	
J LYONS	DNP	

Your Picks

Sat June 23 @ Alberton Oval

Eagles	5.0	8.3	12.5	14.7 (91)
Port	4.6	4.8	5.9	8.10 (58)

Player	Stats	Votes (You / Official)
C KNIGHTS	34 poss	
A ROWNTREE	28 poss, 0-1	
S LEWIS	27 poss, 2-0	
B SMITH	26 poss	
J CIOLELLA	23 poss, 0-1	
ELLIS-YOLMEN	23 poss	
M McKENZIE	15 poss	
B GRIEGER	13 poss, 2-1	
S BIACSI	30 poss, 0-1	
J CLAYTON	23 poss	
M DOLLING	23 poss	
S GRAY	22 poss, 1-0	
Z KIRKWOOD	18 poss	
J MEIKLEJOHN	17 poss	

Your Picks

Sat June 16 @ Commander Centre Oval, Unley

South	5.3	7.7	10.11	15.13 (103)
Sturt	2.4	6.4	8.7	9.10 (64)

Player	Stats	Votes (You / Official)
T STRIBLING	34 poss, 0-2	
J CROSS	30 poss	
N LIDDLE	25 poss, 1-0	
N DANIEL	22 poss, 0-1	
A OTTEN	21 poss	
A CARLILE	20 poss	
S McKERNAN	19 poss, 2-1	
N MURPHY	15 poss	
B KANE	25 poss, 1-0	
A RILEY	23 poss	
C EVANS	22 poss, 0-1	
T GUM	20 poss, 1-1	
R TAMBLING	17 poss	
J SHEEDY	DNP	

Your Picks

Sun June 17 @ Coopers Stadium, Norwood

Norwood	4.2	9.6	11.10	17.13 (115)
Glenelg	1.0	2.1	4.2	4.2 (26)

Player	Stats	Votes (You / Official)
N BATSANIS	30 poss, 1-0	
M SUCKLING	25 poss,	
B ZORZI	22 poss, 0-1	
J CACHIA	20 poss, 1-0	
K MURPHY	18 poss, 1-1	
T JONAS	17 poss, 0-1	
D RODAN	17 poss, 2-2	
D TERLICH	17 poss	
T LYNCH	26 poss, 1-0	
J DAVENPORT	25 poss, 0-1	
R MILNE	18 poss	
T ALLEN	17 poss	
A BRADLEY	17 poss	
K TENACE	16 poss	

Your Picks

Sat June 23 @ Prospect Oval

Sturt	5.4	6.6	12.12	18.13 (121)
North	2.1	6.4	6.6	8.10 (58)

Player	Stats	Votes (You / Official)
A RILEY	29 poss, 3-0	
R TAMBLING	27 poss	
J SHEEDY	25 poss	
L KRAUSE	23 poss, 1-0	
C EVANS	21 poss, 1-2	
T McINTYRE	15 poss, 5-3	
B KANE	17 poss, 0-2	
J ANDERSON	19 poss	
J ALLAN	29 poss	
M HANDBY	28 poss, 0-1	
M CLISBY	22 poss	
J BENNETT	21 poss	
L JOHNSON	11 poss, 3-3	
L RYSWYK	DNP	

Your Picks

Sat June 23 @ City Mazda Stadium, Richmond

Norwood	0.0	1.3	1.4	5.7 (37)
West	1.6	3.8	4.10	4.12 (36)

Player	Stats	Votes (You / Official)
N BATSANIS	25 poss, 1-0	
D TERLICH	25 poss	
J CACHIA	23 poss	
K MURPHY	18 poss, 0-1	
D RODAN	18 poss, 1-0	
J AISH	17 poss	
B ZORZI	17 poss	
M SUCKLING	16 poss	
C SCHMIDT	24 poss	
S BRICKNELL	20 poss	
D CAIRE	20 poss	
J BEECH	16 poss, 1-2	
S BIRSS	12 poss 0-1	
B MACREADIE	10 poss, 0-1	

Your Picks



WEEK BY WEEK— RD 14

Sat June 30 @ Alberton Oval

West	2.2	3.4	6.4	8.5 (53)
Port	0.2	3.4	5.4	5.6 (36)

Player	Stats	Votes (You / Official)
S BRICKNELL	24 poss	
C SCHMIDT	22 poss	
J BEECH	20 poss, 0-1	
B CROUCH	20 poss	
A FIELKE	20 poss	
B MACREADIE	20 poss	
D CAIRE	13 poss	
S BIRSS	5 poss, 0-1	
J WATT	23 poss	
K BEARD	22 poss	
Z KIRKWOOD	19 poss, 0-1	
S GRAY	15 poss	
J CLAYTON	12 poss, 0-1	
J MEIKLEJOHN	7 poss	

Your Picks

Sun July 1 @ Hickinbotham Oval, Noarlunga

Glenelg	2.2	3.4	5.9	10.10 (70)
South	5.0	7.5	7.5	10.7 (67)

Player	Stats	Votes (You / Official)
T ALLEN	24 poss, 0-1	
A BRADLEY	22 poss	
K TENACE	21 poss	
T HOLMES	18 poss	
A LALLY	18 poss	
T LYNCH	18 poss, 0-1	
T EDWARDS	17 poss	
R KIRKBY	16 poss, 1-0	
T STRIBLING	24 poss	
J CROSS	20 poss, 0-1	
S McKERNAN	19 poss, 5-2	
X GOTCH	17 poss	
N LIDDLE	11 poss, 0-1	
N MURPHY	9 poss	

Your Picks

WEEK BY WEEK— RD 15



Sat July 7 @ City Mazda Stadium, Richmond

West	3.1	8.3	12.6	19.9 (123)
Sturt	2.5	4.9	5.11	7.13 (55)

Player	Stats	Votes (You / Official)
C SCHMIDT	26 poss	
B CROUCH	24 poss, 0-1	
S BRICKNELL	23 poss	
S BIRSS	22 poss, 2-0	
B MACREADIE	22 poss, 1-0	
J BEECH	21 poss, 3-0	
D CAIRE	20 poss	
Brad FISHER	20 poss, 5-1	
J SHEEDY	32 poss	
L KRAUSE	25 poss, 1-1	
A RILEY	24 poss,	
J ANDERSON	23 poss	
B KANE	12 poss	
R TAMBLING	12 poss	

Your Picks

Sun July 15 @ Coopers Stadium, Norwood

Norwood	2.4	6.7	9.10	11.11 (77)
Central	1.1	2.4	3.9	7.12 (54)

Player	Stats	Votes (You / Official)
D TERLICH	26 poss	
L BROWN	20 poss	
M SUCKLING	20 poss	
T WEBBER	20 poss, 0-1	
B ZORZI	19 poss	
J GALLAGHER	16 poss	
N BATSANIS	DNP	
J CACHIA	DNP	
K JENNER	24 poss	
J BOYD	23 poss	
B SYMES	23 poss, 0-1	
J GOWANS	21 poss, 2-1	
R WILLIAMS	18 poss, 0-1	
P MARSCHALL	16 poss	

Your Picks

Sat June 30 @ Playford Alive Oval, Elizabeth

Central	2.4	6.5	10.7	16.8 (104)
Eagles	0.0	0.3	2.4	3.7 (25)

Player	Stats	Votes (You / Official)
B SYMES	27 poss, 0-1	
J BOYD	25 poss, 3-0	
R WILLIAMS	25 poss, 3-1	
K JENNER	24 poss	
P THOMAS	21 poss	
R HENDERSON	18 poss	
E SANSBURY	18 poss	
P MARSCHALL	16 poss	
B SUMNER	25 poss	
R SHIRLEY	22 poss	
M McKENZIE	21 poss	
A ROWNTREE	19 poss	
S LEWIS	16 poss	
B GRIEGER	10 poss	

Your Picks

Sun July 1 @ Commander Centre Oval, Unley

Norwood	1.1	5.3	9.9	12.11 (83)
Sturt	1.6	5.11	8.11	10.15 (75)

Player	Stats	Votes (You / Official)
D TERLICH	38 poss	
M SUCKLING	26 poss, 1-0	
T WEBBER	24 poss, 0-1	
N BATSANIS	17 poss, 0-1	
J CACHIA	17 poss, 1-0	
K MURPHY	17 poss	
M GRIGG	16 poss, 1-1	
B ZORZI	DNP	
R TAMBLING	24 poss	
A THOMSON	21 poss, 0-1	
A RILEY	20 poss	
M JAENSCH	19 poss, 0-1	
J SHEEDY	13 poss, 0-1	
B KANE	10 poss	

Your Picks

Sun July 7, Unleash Solar Oval @ Woodville

South	3.1	4.4	8.5	12.6 (78)
Eagles	2.2	4.4	5.6	8.11 (59)

Player	Stats	Votes (You / Official)
J CROSS	23 poss, 1-0	
N LIDDLE	23 poss	
N MURPHY	23 poss	
T STRIBLING	19 poss	
P ROLFE	17 poss, 1-2	
T PFEIFFER	16 poss	
S TAYLOR	16 poss, 2-0	
T HOULIHAN	15 poss	
A ROWNTREE	24 poss, 0-1	
GOLDSWORTHY	20 poss, 1-0	
C KANE	20 poss, 1-0	
S LEWIS	19 poss, 0-1	
M McKENZIE	19 poss	
B GRIEGER	11 poss	

Your Picks



Sat July 14 @ Playford Alive Oval, Elizabeth

Central	5.0	9.9	13.13	18.16 (124)
Sturt	3.7	3.10	4.13	5.15 (45)

Player	Stats	Votes (You / Official)
B SYMES	35 poss, 0-1	
J BOYD	26 poss, 1-2	
R WILLIAMS	26 poss	
L HABEL	25 poss, 2-2	
C O'SULLIVAN	25 poss, 1-1	
P THOMAS	25 poss	
K JENNER	24 poss, 0-1	
P MARSCHALL	18 poss	
J ANDERSON	30 poss	
S KERRIDGE	28 poss	
R TAMBLING	28 poss	
J SHEEDY	26 poss	
A RILEY	21 poss	
B KANE	20 poss, 0-1	

Your Picks

Sun July 15, Unleash Solar Oval @ Woodville

Norwood	3.1	6.6	10.8	15.9 (99)
Eagles	4.3	5.7	8.9	13.9 (87)

Player	Stats	Votes (You / Official)
N BATSANIS	25 poss, 0-1	
J GALLAGHER	23 poss, 1-0	
M SUCKLING	23 poss	
J CACHIA	21 poss, 1-0	
T WEBBER	21 poss, 0-1	
B ZORZI	18 poss, 2-0	
B JEFFERIES	16 poss	
K MURPHY	16 poss, 2-0	
C HALL	29 poss, 1-0	
L POWELL	24 poss	
S LEWIS	23 poss	
M MCKENZIE	19 poss	
B GRIEGER	DNP	
A ROWNTREE	DNP	

Your Picks

Fri July 20 @ City Mazda Stadium, Richmond

West	2.4	4.8	8.10	12.16 (88)
Glenelg	4.0	8.2	10.2	11.2 (68)

Player	Stats	Votes (You / Official)
C SCHMIDT	32 poss, 1-0	
B CROUCH	23 poss	
R LAIRD	20 poss	
J BEECH	19 poss, 1-1	
S BIRSS	18 poss, 1-1	
A FIELKE	16 poss, 0-1	
B MACREADIE	16 poss, 1-2	
D CAIRE	11 poss	
T LYNCH	35 poss	
J DAVENPORT	26 poss	
A BRADLEY	21 poss, 1-0	
T ALLEN	19 poss, 1-0	
J LYONS	18 poss, 1-0	
K TENACE	17 poss, 1-0	

Your Picks

Sun July 22 @ Hickenbotham Oval, Noarlunga

North	4.5	6.6	12.12	13.13 (91)
South	1.2	7.4	9.6	13.7 (85)

Player	Stats	Votes (You / Official)
J ALLAN	36 poss, 1-1	** INJURED OUT 4 GAMES **
C THEILE	28 poss, 1-2	
L RYSWYK	27 poss, 1-0	
M CLISBY	24 poss, 0-1	
G THRING	24 poss	
J BENNETT	22 poss, 0-1	
M THRING	21 poss, 2-0	
L JOHNSTON	14 poss, 2-0	
N MURPHY	26 poss, 0-1	
T STRIBLING	24 poss, 0-1	
N LIDDLE	19 poss, 1-0	
J CROSS	18 poss, 1-0	
X GOTCH	18 poss	
M WUNDKE	16 poss, 5-0	

Your Picks

Sun July 15 @ Prospect Oval

Port	4.5	9.7	11.10	16.11 (107)
North	0.2	2.3	7.4	9.8 (62)

Player	Stats	Votes (You / Official)
J WATT	26 poss	
J CLAYTON	20 poss	
S SALOPEK	20 poss	
M DOLLING	19 poss, 3-2	
J MEIKLEJOHN	19 poss, 31 ho	
G JOHNCOCK	18 poss, 1-0	
Z KIRKWOOD	16 poss, 1-0	
S GRAY	15 poss, 1-0	
J ALLAN	27 poss	
K THOMPSON	23 poss	
M CLISBY	21 poss	
L RYSWYK	18 poss, 0-1	
L JOHNSTON	16 poss, 5-1	
J BENNETT	DNP	

Your Picks



Sun July 21 @ Alberton Oval

Port	5.4	9.5	12.10	16.14 (110)
Central	2.1	4.4	6.6	7.9 (51)

Player	Stats	Votes (You / Official)
B JACOBS	29 poss, 1-0	
J CLAYTON	26 poss, 1-2	
S GRAY	22 poss, 2-0	
Z KIRKWOOD	22 poss	
S SALOPEK	20 poss, 2-0	
C WILSON	20 poss, 2-4	
J HOSKIN	19 poss, 0-1	
J MEIKLEJOHN	9 poss, 2-0, 36ho	
L HABEL	19 poss, 1-0	
P THOMAS	18 poss, 0-1	
J BOYD	17 poss, 1-0	
P MARSCHALL	13 poss	
R WILLIAMS	10 poss	
B SYMES	DNP	

Your Picks

Sun July 22 @ Commander Centre Oval, Unley

Eagles	4.4	5.8	10.10	13.17 (95)
Sturt	2.3	9.6	10.8	12.8 (80)

Player	Stats	Votes (You / Official)
P RAYMOND	34 poss, 1-1	
L POWELL	32 poss	
S LEWIS	29 poss	
J CIOLELLA	28 poss	
C KNIGHTS	26 poss, 2-3	
A ROWNTREE	25 poss	
M McKENZIE	18 poss	
B GRIEGER	9 poss	
J SHEEDY	30 poss	
R TAMBLING	27 poss	
A RILEY	22 poss, 0-1	
J GREENSLADE	20 poss, 0-1	
B KANE	18 poss	
J ANDERSON	17 poss	

Your Picks



WEEK BY WEEK— RD 18

Fri July 27 @ Coopers Stadium, Norwood

Norwood	3.3	6.8	7.12	9.19 (73)
Port	0.5	3.5	5.5	5.6 (36)

Player	Stats	Votes (You / Official)
J GALLAGHER	25 poss, 1-0	
J CACHIA	22 poss, 0-1	
D REINBECHT	20 poss, 0-3	
N BATSANIS	17 poss	
B ZORZI	16 poss, 1-2	
D TERLICH	15 poss	
J AISH	14 poss, 1-0	
M SUCKLING	12 poss	
J CLAYTON	22 poss, 0-1	
L SLATTERY	20 poss	
B JACOB	17 poss	
S GRAY	16 poss, 0-1	
Z KIRKWOOD	15 poss	
J MEIKLEJOHN	5 poss, 62 ho	

Your Picks

Sat July 28 @ Prospect Oval

North	1.3	5.4	6.7	11.11 (77)
West	1.4	2.4	4.8	8.9 (57)

Player	Stats	Votes (You / Official)
G THRING	26 poss	
N BLEE	24 poss	
J BENNETT	23 poss, 1-1	
J SHANNON	22 poss	
K THOMPSON	21 poss	
L RYSWYK	18 poss, 0-2	
L JOHNSTON	15 poss, 1-1	
J ALLAN	DNP	
B MACREADIE	22 poss, 1-0	
Ben FISHER	21 poss, 1-3	
A HARTLETT	20 poss	
S BIRSS	16 poss	
C SCHMIDT	14 poss	
D CAIRE	DNP	

Your Picks

WEEK BY WEEK— RD 19



Fri Aug 3 @ Coopers Stadium, Norwood

Norwood	5.2	10.3	18.4	24.7 (151)
Sturt	1.1	2.3	3.4	4.6 (30)

Player	Stats	Votes (You / Official)
L JERICHO	25 poss, 6-3	
D RODAN	23 poss, 1-0	
N BATSANIS	22 poss, 2-0	
J GALLAGER	21 poss, 1-0	
J AISH	19 poss	
D PFEIFFER	18 poss	
B WARREN	17 poss, 6-1	
M SUCKLING	17 poss, 1-0	
J CACHIA	13 poss	
B ZORZI	13 poss	
J SHEEDY	33 poss	
C EVANS	18 poss, 1-0	
H MONTGOMERY	18 poss	
B KANE	9 poss	
R TAMBLING	DNP	
A RILEY	DNP	

Your Picks

Sat Aug 4 @ Prospect Oval

North	5.6	7.7	12.8	15.12 (102)
Glenelg	2.2	4.6	6.9	7.10 (52)

Player	Stats	Votes (You / Official)
J BENNETT	29 poss, 1-0	
M CLISBY	29 poss, 0-1	
N BLEE	26 poss, 1-1	
C THEILE	21 poss, 1-1	
M CLINCH	20 poss	
J SHANNON	20 poss, 0-1	
L IVENS	19 poss	
L JOHNSTON	14 poss, 4-0	
L RYSWYK	14 poss, 1-1	
J ALLAN	DNP	
T LYNCH	24 poss, 0-2	
J DAVENPORT	22 poss, 1-0	
T HOLMES	22 poss, 0-1	
T ALLEN	20 poss, 0-1	
K TENANCE	14 poss, 1-0	
J LYONS	10 poss, 1-1	

Your Picks

Sat July 28 @ Gliderol Stadium, Glenelg

Central	5.5	8.11	14.15	15.19 (109)
Glenelg	4.3	5.4	6.8	11.9 (75)

Player	Stats	Votes (You / Official)
K JENNER	23 poss, 1-1	
J O'BRIEN	22 poss	
B O'HARA	22 poss	
J BOYD	20 poss, 1-2	
L HABEL	20 poss, 2-2	
P MARSHALL	18 poss, 0-1	
R WILLIAMS	17 poss	
B SYMES	DNP	
C PITT	27 poss	
J DAVENPORT	25 poss, 0-1	
J LYONS	25 poss, 0-1	
R MILNE	22 poss	
T ALLEN	16 poss	
K TENACE	12 poss, 1-0	

Your Picks

Sun July 29 @ Hickinbotham Oval, Noarlunga

Sturt	5.4	8.6	9.7	15.7 (97)
South	2.1	7.4	11.6	14.7 (91)

Player	Stats	Votes (You / Official)
A RILEY	26 poss	
C EVANS	25 poss	
B KANE	25 poss, 2-0	
A THOMSON	22 poss, 1-1	
R TAMBLING	20 poss	
L KRAUSE	19 poss, 1-1	
M JAENSCH	18 poss	
J SHEEDY	12 poss	
J CROSS	38 poss, 1-1	
N LIDDLE	33 poss, 1-1	
T STRIBLING	25 poss	
B CASLEY	23 poss	
B CRABB	21 poss	
N MURPHY	20 poss, 0-1	

Your Picks



**PREMIER
SANFL
COVERAGE**

COMING UP

**THURSDAYS—8pm
RPH LEAGUE
TEAMS SHOW**

SUNDAY FROM 12 NOON

**FIRST SEMI
CENTRAL
v NORTH**

**SECOND SEMI
NORWOOD
v WEST**



WEEK BY WEEK— RD 20

Fri Aug 10 @ Coopers Stadium, Norwood

Norwood 2.3 4.8 8.14 14.16 (100)

South 3.0 5.0 6.0 10.1 (61)

Player	Stats	Votes (You / Official)
T WEBBER	25 poss, 0-1	
B JEFFERIES	23 poss	
M GRIGG	22 poss, 1-1	
M SUCKLING	22 poss	
N BATSANIS	19 poss, 0-2	
B WARREN	13 poss, 5-3	
B ZORZI	18 poss	
J CACHIA	DNP	
N LIDDLE	28 poss, 0-2	
T STRIBLING	27 poss, 1-0	
J CROSS	25 poss	
N MURPHY	23 poss	
B CASLEY	15 poss	
C DE VISSER	15 poss, 1-0	

Your Picks

Sat Aug 11 @ Playford Alive Oval, Elizabeth

West 4.1 10.5 12.6 15.11 (101)

Central 1.5 3.6 6.9 10.10 (70)

Player	Stats	Votes (You / Official)
C SCHMIDT	29 poss	
S BIRSS	22 poss, 0-1	
F CARUSO	21 poss	
D CAIRE	19 poss, 0-1	
A FIELKE	19 poss, 2-0	
B CROUCH	18 poss, 0-1	
Brad FISHER	16 poss, 5-2	
B MACREADIE	16 poss	
J BOYD	28 poss	
L HABEL	27 poss	
J HARDY	8 poss, 5-2	
B SYMES	24 poss, 0-1	
R WILLIAMS	17 poss	
P MARSCHALL	15 poss	

Your Picks

WEEK BY WEEK— RD 21



Sat Aug 18 @ City Mazda Stadium, Richmond

West 1.0 4.2 7.3 11.8 (74)

Norwood 2.5 5.7 7.9 7.9 (51)

Player	Stats	Votes (You / Official)
S BIRSS	28 poss, 1-0	
D CAIRE	27 poss, 1-1	
B MACREADIE	22 poss	
J EZARD	21 poss	
R FERGUSON	21 poss	
C SCHMIDT	20 poss	
S GREEN	17 poss, 1-0	
R LAIRD	17 poss, 0-1	
N BATSANIS	27 poss, 1-1	
D TERLICH	26 poss	
A KIRWAN	22 poss, 1-0	
B ZORZI	9 poss	
J CACHIA	DNP	
M SUCKLING	DNP	

Your Picks

Sat Aug 18 @ Hickinbotham Oval, Noarlunga

Central 2.1 9.1 12.2 23.2 (140)

South 3.2 7.4 10.7 14.7 (91)

Player	Stats	Votes (You / Official)
T GOODREM	30 poss, 1-0	
J BOYD	27 poss, 1-0	
B SYMES	26 poss	
C GOWANS	21 poss, 2-0	
R WILLIAMS	20 poss, 2-0	
B O'HARA	19 poss, 1-1	
J HARDY	15 poss, 7-1	
P MARSCHALL	16 poss, 1-0	
N MURPHY	31 poss, 0-1	
N LIDDLE	26 poss	
T STRIBLING	23 poss	
J CROSS	22 poss, 1-0	
K MILLER	19 poss	
T BEILBY	16 poss, 2-0	

Your Picks

Sat Aug 11 @ Commander Centre Oval, Unley

Port 6.4 7.5 12.9 16.11 (107)

Glenelg 1.2 6.7 8.11 11.11 (77)

Player	Stats	Votes (You / Official)
J CLAYTON	27 poss, 1-1	
S SALOPEK	22 poss	
S GRAY	21 poss, 3-2	
M ROSE	20 poss, 1-0	
Z KIRKWOOD	19 poss, 2-0	
T BROOMHEAD	18 poss, 1-1	
S SUMMERTON	18 poss, 0-1	
J MEIKLEJOHN	15 poss	
T LYNCH	24 poss	
C PITT	23 poss	
J DAVENPORT	20 poss, 1-1	
K TENACE	19 poss	
J LYONS	18 poss, 3-0	
T ALLEN	17 poss	

Your Picks

Sun Aug 12, Unleash Solar Oval @ Woodville

Eagles 7.3 12.5 15.6 20.14 (134)

North 2.1 3.3 5.4 6.6 (42)

Player	Stats	Votes (You / Official)
M McKENZIE	38 poss	
C KNIGHTS	32 poss, 3-1	
C HALL	30 poss, 1-1	
P RAYMOND	26 poss	
A ROWNTREE	22 poss	
S LEWIS	21 poss	
R SHIRLY	25 poss	
B GRIEGER	9 poss, 2-0	
J BENNETT	25 poss, 0-1	
A YOUNG	25 poss	
E CONNORS	23 poss	
L RYSWYK	19 poss, 2-1	
L JOHNSTON	DNP	
J ALLAN	DNP	

Your Picks

Sat Aug 18, Unleash Solar Oval @ Woodville

Eagles 3.1 5.3 6.6 11.6 (72)

Port 4.0 6.0 9.3 11.3 (69)

Player	Stats	Votes (You / Official)
C HALL	32 poss, 1-0	
A ROWNTREE	27 poss, 1-0	
L JARRAD	26 poss, 1-0	
L THOMPSON	21 poss	
P RAYMOND	20 poss, 0-1	
S LEWIS	14 poss, 0-1	
M McKENZIE	13 poss	
B GRIEGER	10 poss	
S SALOPEK	32 poss	
J CLAYTON	22 poss	
L SLATTERY	21 poss, 1-0	
Z KIRKWOOD	19 poss, 1-0	
S GRAY	12 poss	
J MEIKLEJOHN	11 poss, 24 ho	

Your Picks

Sun Sept 2 @ Commander Centre Oval, Unley

Glenelg 2.1 7.3 8.4 11.11 (77)

Sturt 4.2 7.4 8.10 10.12 (72)

Player	Stats	Votes (You / Official)
J LYONS	32 poss, 1-1	
T LYNCH	27 poss	
K TENACE	27 poss, 1-0	
M PROUD	20 poss	
S RUDOLPH	20 poss, 1-0	
R KIRKBY	19 poss, 3-1	
J DAVENPORT	16 poss, 2-1	
T ALLEN	12 poss	
S KERRIDGE	26 poss	
R TAMBLING	26 poss, 0-1	
J GREENSLADE	22 poss, 0-1	
A RILEY	22 poss, 1-0	
B KANE	16 poss	
J SHEEDY	DNP	

Your Picks



WEEK BY WEEK— RD 22

Fri Aug 24 @ City Mazda Stadium, Richmond

West 2.3 4.9 6.11 8.13 (61)

South 3.0 4.2 8.5 9.6 (60)

Player	Stats	Votes (You / Official)
S BIRSS	29 poss	
B CROUCH	21 poss	
Brad FISHER	21 poss, 3-2	
J EZARD	19 poss, 0-1	
R LAIRD	19 poss, 1-0	
B MACREADIE	17 poss, 1-1	
C SCHMIDT	12 poss, ** Injured Shoulder **	
D CAIRE	9 votes	
J CROSS	31 poss, 0-2	
N MURPHY	31 poss	
N LIDDLE	25 poss	
K MILLER	25 poss	
N DANIEL	22 poss	
T STRIBLING	19 poss	

Your Picks

Sat Aug 25 @ Playford Alive Oval, Elizabeth

Central 4.4 9.10 12.12 15.13 (103)

Sturt 2.1 4.3 5.4 9.4 (58)

Player	Stats	Votes (You / Official)
R WILLIAMS	32 poss, 2-0	
B SYMES	30 poss	
L HABEL	26 poss, 4-2	
T GOODREM	25 poss, 1-0	
E SANSBURY	22 poss	
P THOMAS	22 poss	
J BOYD	20 poss, 1-0 *** REPORTED**	
P MARSHALL	18 poss	
B KANE	31 poss, 1-0	
M JAENSCH	26 poss	
S KERRIDGE	23 poss, 2-0	
J SHEEDY	22 poss	
R TAMBLING	22 poss	
A RILEY	DNP	

Your Picks

WEEK BY WEEK— RD 23



Fri Aug 31 @ Gliderol Stadium, Glenelg

Norwood 3.2 3.4 5.6 6.8 (44)

Glenelg 2.2 2.4 4.4 5.6 (36)

Player	Stats	Votes (You / Official)
B ZORZI	23 poss	
L BROWN	22 poss	
S PHILLIPS	22 poss, 1-1	
J CACHIA	19 poss	
M CHIPPENDALE	19 poss	
T WEBBER	19 poss	
N BATSANIS	DNP	
M SUCKLING	DNP	
J LYONS	26 poss, 0-1	
B AGNEW	21 poss	
T EDWARDS	19 poss	
K TENACE	18 poss	
T ALLAN	14 poss, 1-0	
J DAVENPORT	10 poss, 1-0	

Your Picks

Sun Sept 2 @ Hickinbotham Oval, Noarlunga

South 3.2 3.4 5.6 6.8 (44)

North 2.2 2.4 4.4 5.6 (36)

Player	Stats	Votes (You / Official)
J CROSS	37 poss	
N MURPHY	32 poss	
X WATSON	30 poss, 1-2	
N LIDDLE	28 poss, 1-0	
T STRIBLING	25 poss, 1-2	
L CAREY	18 poss, 1-0	
N DANIEL	18 poss	
M WUNDKE	13 poss, 6-4	
J ALLAN	31 poss, 1-0	
J BENNETT	30 poss, 2-0	
L IVENS	18 poss	
C THIELE	18 poss, 0-1	
L RYSWYK	17 poss, 0-1	
L JOHNSTON	11 poss, 2-0	

Your Picks

Sat Aug 25 @ Coopers Stadium, Norwood

Norwood 4.0 8.1 9.2 9.2 (56)

Eagles 2.2 2.2 5.5 5.5 (35)

Player	Stats	Votes (You / Official)
J CACHIA	21 poss	
D TERLICH	20 poss	
J AISH	17 poss	
M GRIGG	16 poss, 1-1	
B JEFFERIES	15 poss, 0-1	
B ZORZI	15 poss	
N BATSANIS	5 poss ** INJURED ***	
M SUCKLING	DNP	
C KNIGHTS	23 poss, 0-1	
L POWELL	21 poss	
S LEWIS	17 poss	
M McKENZIE	16 poss	
A ROWNTREE	14 poss	
B GRIEGER	5 poss	

Your Picks

Sun Aug 26 @ Prospect Oval

North 3.2 3.4 5.6 6.8 (44)

Port 2.2 2.4 4.4 5.6 (36)

Player	Stats	Votes (You / Official)
J BENNETT	26 poss, 1-1	
C THIELE	24 poss, 1-1	
C ALLEWAY	19 poss, 0-3	
M CLINCH	19 poss,	
M CLISBY	18 poss, 1-1	
L JOHNSTON	15 poss, 4-0	
L RYSWYK	12 poss, 1-1	
J ALLAN	DNP	
S SUMMERTON	20 poss	
J HOSKIN	17 poss, 1-0	
J CLAYTON	15 poss	
S GRAY	11 poss, 1-1	
J MEIKLEJOHN	9 poss, 0-1	
Z KIRKWOOD	DNP	

Your Picks

Sat Sept 1 @ Alberton Oval

Port 7.9 9.9 13.11 17.13 (115)

West 2.3 5.8 7.8 10.10 (70)

Player	Stats	Votes (You / Official)
M BANNER	36 poss, 3-0	
J HOSKIN	28 poss	
J CLAYTON	25 poss, 2-0	
S SUMMERTON	25 poss, 1-0	
A RAKIWASA	24 poss	
Z KIRKWOOD	16 poss, 0-1	
J MEIKLEJOHN	4 poss, 1-0 20ho	
S GRAY	DNP	
S BIRSS	26 poss,	
R LAIRD	22 poss	
B CROUCH	20 poss	
B MACREADIE	19 poss, 1-1	
D CAIRE	14 poss, 0-1	
C SCHMIDT	DNP	

Your Picks

Sun Sept 2 @ Commander Centre Oval, Unley

Eagles 5.2 9.3 16.8 21.10 (136)

Sturt 4.0 6.5 9.6 14.9 (93)

Player	Stats	Votes (You / Official)
S LEWIS	27 poss, 0-2	
GOLDSWORTHY	25 poss, 2-2	
C KNIGHTS	25 poss	
A ROWNTREE	25 poss, 1-1	
L JARRAD	24 poss, 1-0	
J CIOLELLA	20 poss, 0-1	
M McKENZIE	20 poss	
B GRIEGER	9 poss, 22ho, 2-0	
R TAMBLING	30 poss	
J SHEEDY	29 poss	
J GREENSLADE	22 poss, 1-0	
B KANE	21 poss, 1-0	
B MARTIN	21 poss, 3-0	
A RILEY	DNP	

Your Picks



WEEK BY WEEK— RD 24

FAVOURITE MEMORIES



Sat Sept 8 @ Alberton Oval

Sturt	4.2	8.4	12.10	17.12 (112)
Port	3.2	5.3	9.4	13.5 (83)

Player	Stats	Votes (You / Official)
S KERRIDGE	26 poss	
J SHEEDY	25 poss	
B MARTIN	24 poss, 4-1	
R TAMBLING	21 poss	
B KANE	19 poss	
T BARTLETT	18 poss	
J JENKINS	15 poss, 8-1	
A RILEY	DNP	
J CLAYTON	26 poss	
J YOUNG	23 poss, 1-1	
R MCKENZIE	22 poss	
Z KIRKWOOD	17 poss, 1-0	
J MIEKLEJOHN	13 poss, 20ho	
S GRAY	DNP	

Your Picks

Sun Sept 9 @ Gliderol Stadium

South	3.2	6.5	10.6	18.7 (115)
Glenelg	3.3	7.7	11.7	15.8 (98)

Player	Stats	Votes (You / Official)
J CROSS	30 pos	
N MURPHY	27 poss	
X WATSON	26 poss	
T STRIBLING	22 poss	
L CAREY	21 poss, 1-0	
P ROLFE	12 poss, 6-1	
N LIDDLE	18 poss	
M WUNDKE	10 poss, 5-0	
J DAVENPORT	27 poss, 1-0	
R MILNE	25 poss, 1-0	
J LYONS	21 poss, 2-0	
T ALLEN	15 poss, 1-0	
L HENDER	15 poss, 1-1	
K TENACE	14 poss	

Your Picks

Sat Sept 8 @ Playford Alive Oval

North	3.4	6.4	11.8	14.9 (93)
Central	0.2	2.5	4.9	11.10 (76)

Player	Stats	Votes (You / Official)
J ALLAN	33 poss, 0-1	
J BENNETT	29 poss, 1-2	
G THRING	25 poss	
K THOMPSON	21 poss, 1-0	
L IVENS	19 poss	
S MAYES	19 poss	
L RYSWYK	16 poss	
L JOHNSTON	17 poss, 4-1	
B SYMES	21 poss	
T GOODREM	20 poss	
L HABEL	19 poss	
R WILLIAMS	19 poss	
P MARSCHAL	DNP	
J BOYD	DNP	

Your Picks

Sun Sept 9 @ Unleash Solar Oval

Eagles	3.0	3.1	4.3	7.10 (52)
West	0.1	3.3	4.4	5.6 (36)

Player	Stats	Votes (You / Official)
S LEWIS	28 poss, 0-1	
C HALL	24 poss, 2-0	
B SUMNER	21 poss	
GOLDSWORTHY	20 poss, 1-3	
C KNIGHTS	20 poss, 1-0	
M MCKENZIE	20 poss	
A ROWNTREE	20 poss, 0-1	
B GRIEGER	11 poss	
S BIRSS	40 poss	
R LAIRD	30 poss	
B MACRADIE	29 poss	
S BRICKNELL	28 poss	
D CAIRE	DNP	
C SCHMIDT	DNP	

Your Picks

What is your favourite Magarey Medal memory?

Don Cooper

My favourite Magarey Medal moments would have to be firstly, in 2008, when opportunity presented itself for me to attend the SANFL's night of nights - and as a Sturt supporter happily witnessing Luke Crane take out the coveted award.

I was also fortunate enough to be at last year's count and share in James Allan's historic third medal celebrations via the post-count press conference. To see his expression and hear his humble thoughts around the medal epitomised what it is all about and for me, just further highlighted what a champion he is – both on and off the field.

Phil Aspinall

Having grown up going to school with Central District captain Paul Thomas, it was one of my most memorable football moments to be lying on the lounge room floor watching the television coverage of the 2004 count.

To see Paul hang on and win the Medal was just brilliant and something that I will never forget. Also, being luck enough to attend my first Magarey Medal count, back in 2009, was also a personal highlight. To be in the same room and converse with some of the champions of our great competition, both past and present, will also be a cherished memory.



James Ezard & Rhys Archard with a tie in 2009

Images Peter Argent 0411 178 444